



This presentation contains certain forward-looking statements. These forward-looking statements may be identified by words such as ‘believes’, ‘expects’, ‘anticipates’, ‘projects’, ‘intends’, ‘should’, ‘seeks’, ‘estimates’, ‘future’ or similar expressions or by discussion of, among other things, strategy, goals, plans or intentions. Various factors may cause actual results to differ materially in the future from those reflected in forward-looking statements contained in this presentation, among others:

- 1 pricing and product initiatives of competitors;
- 2 legislative and regulatory developments and economic conditions;
- 3 delay or inability in obtaining regulatory approvals or bringing products to market;
- 4 fluctuations in currency exchange rates and general financial market conditions;
- 5 uncertainties in the discovery, development or marketing of new products or new uses of existing products, including without limitation negative results of clinical trials or research projects, unexpected side-effects of pipeline or marketed products;
- 6 increased government pricing pressures;
- 7 interruptions in production;
- 8 loss of or inability to obtain adequate protection for intellectual property rights;
- 9 litigation;
- 10 loss of key executives or other employees; and
- 11 adverse publicity and news coverage.

Any statements regarding earnings per share growth is not a profit forecast and should not be interpreted to mean that Roche’s earnings or earnings per share for this year or any subsequent period will necessarily match or exceed the historical published earnings or earnings per share of Roche.

For marketed products discussed in this presentation, please see full prescribing information on our website www.roche.com

All mentioned trademarks are legally protected.



Roche

Q1 2024 sales

Basel, 24 April 2024



Group

Thomas Schinecker
Chief Executive Officer



Performance

Outlook

Q1 2024: Strong base business growth in both divisions

Good pipeline progress, COVID-19 and currency headwinds diminishing

Group sales +2% at CER driven by strong base business of +7%

- Strong Pharma (+7% at CER) and Diagnostics (+8% at CER) base business growth
- COVID-19 sales decreased by CHF -0.7bn and LOE¹ impact was CHF -0.4bn, both in line with guidance

Key milestones achieved in Q1

- Pharma regulatory: US approval for Xolair in food allergy and Alecensa in adjuvant ALK+ NSCLC, US filing for inavolisib in 1L *PIK3CA*-mut HR+ BC
- Pharma readouts: Positive Ph III (STARGLO) Columvi in 2L+ DLBCL, positive Ph II (KARDIA-2) zilebesiran in hypertension
- Diagnostics regulatory: US approval for molecular blood screening for malaria, FDA BDD for pTau217 AD rule-in blood test

Significant newsflow in 2024

- Pivotal readouts: Ph III (SUNMO) Lunsumio in 2L+ DLBCL, Ph III (SKYSCRAPER-01) tiragolumab in 1L NSCLC, Ph III (VERONA) Venclexta in 1L MDS and Ph III (REGENCY) Gazyva in LN
- Ph III enabling readouts: Ph I/II (Brainshuttle AD) trontinemab in AD, Ph IIb (PADOVA) prasinezumab in PD, Ph II (MANATEE) Evrysdi + GYM329 in SMA, Ph II (GOLDEN STUDY) ASO factor B in GA, Ph II (BARDENAS/ALLUVIUM) vamikibart in DME and Ph I/II data for CT-388/CT-868/CT-996 in obesity
- Filing: Ph III (EMBARK) Elevidys in DMD in EU
- Diagnostics launches: i601 mass spectrometry, Accu-Chek SmartGuide (CGM), cobas c703 and ISE neo, cobas 6800 / 8800 v2.0, cobas pro serology solution, cobas Liat Respiratory Panel and cobas Respiratory flex

Base business=Pharma excluding Ronapreve and Diagnostics excluding COVID-19-related products; ¹loss of exclusivity impact includes global losses on Avastin, Herceptin, Mabthera/Rituxan, Esbriet, Lucentis and Actemra; Growth numbers and rates at CER (Constant Exchange Rates); HR+=hormone receptor positive; *PIK3CA*-mut=phosphoinositide 3-kinase mutant; BC=breast cancer; NSCLC=non-small cell lung cancer; DLBCL=diffuse large B-cell lymphoma; MDS=myelodysplastic syndromes; LN=lupus nephritis; DMD=Duchenne muscular dystrophy; PD=Parkinson's disease; BDD=Breakthrough Device Designation; AD=Alzheimer's disease; SMA=spinal muscular atrophy; ASO=antisense oligonucleotide; GA=geographic atrophy; DME=diabetic macular edema; CGM=continuous glucose monitoring; ISE=ion selective electrode

Q1 2024: Base business growing at +7%

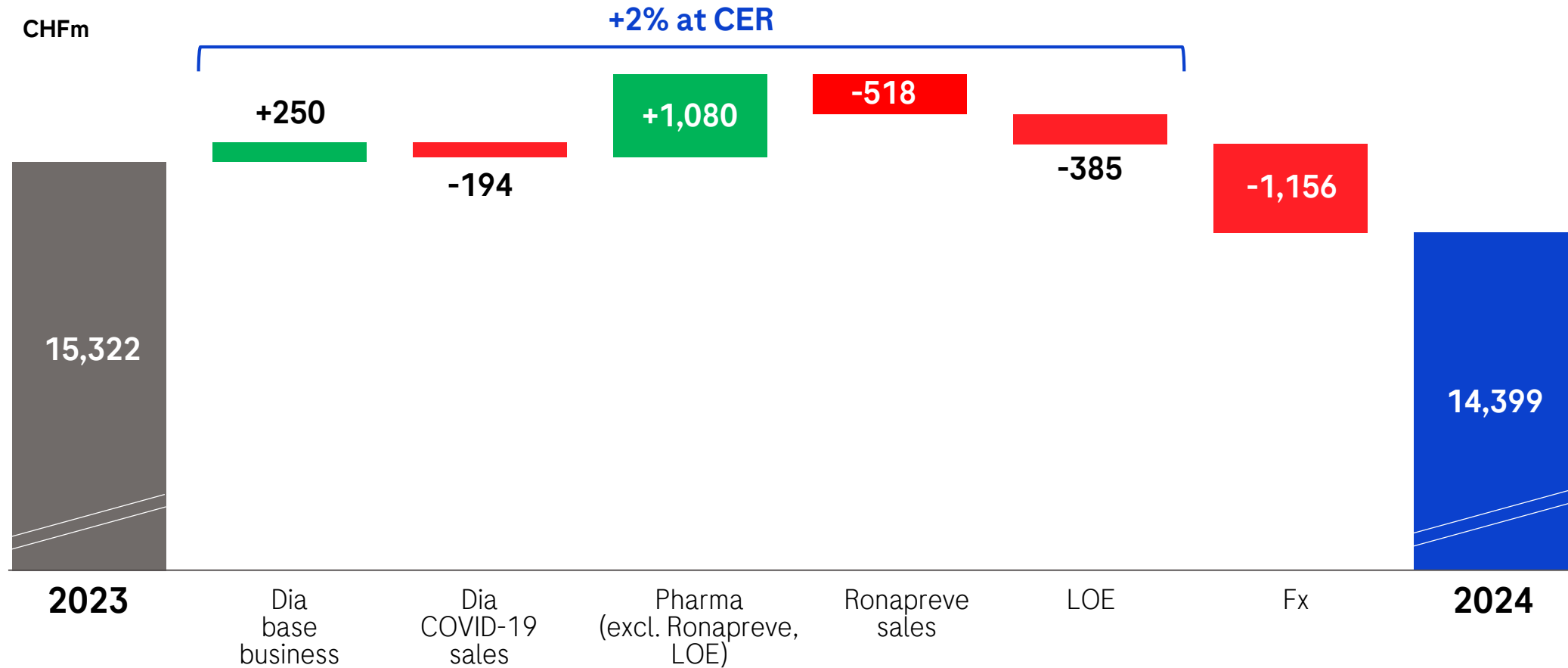
Both divisions with continued strong momentum

	2024	2023	Change in %	Excl.
	CHFbn	CHFbn	CHF	C19¹
Pharmaceuticals Division	10.9	11.6	-6	7
Diagnostics Division	3.5	3.7	-6	8
Roche Group	14.4	15.3	-6	7

¹Base business=Pharma excluding Ronapreve and Diagnostics excluding COVID-19-related products; CER=Constant Exchange Rates; totals may include differences due to rounding

Q1 2024: Base business overcompensating for COVID-19 and LOE

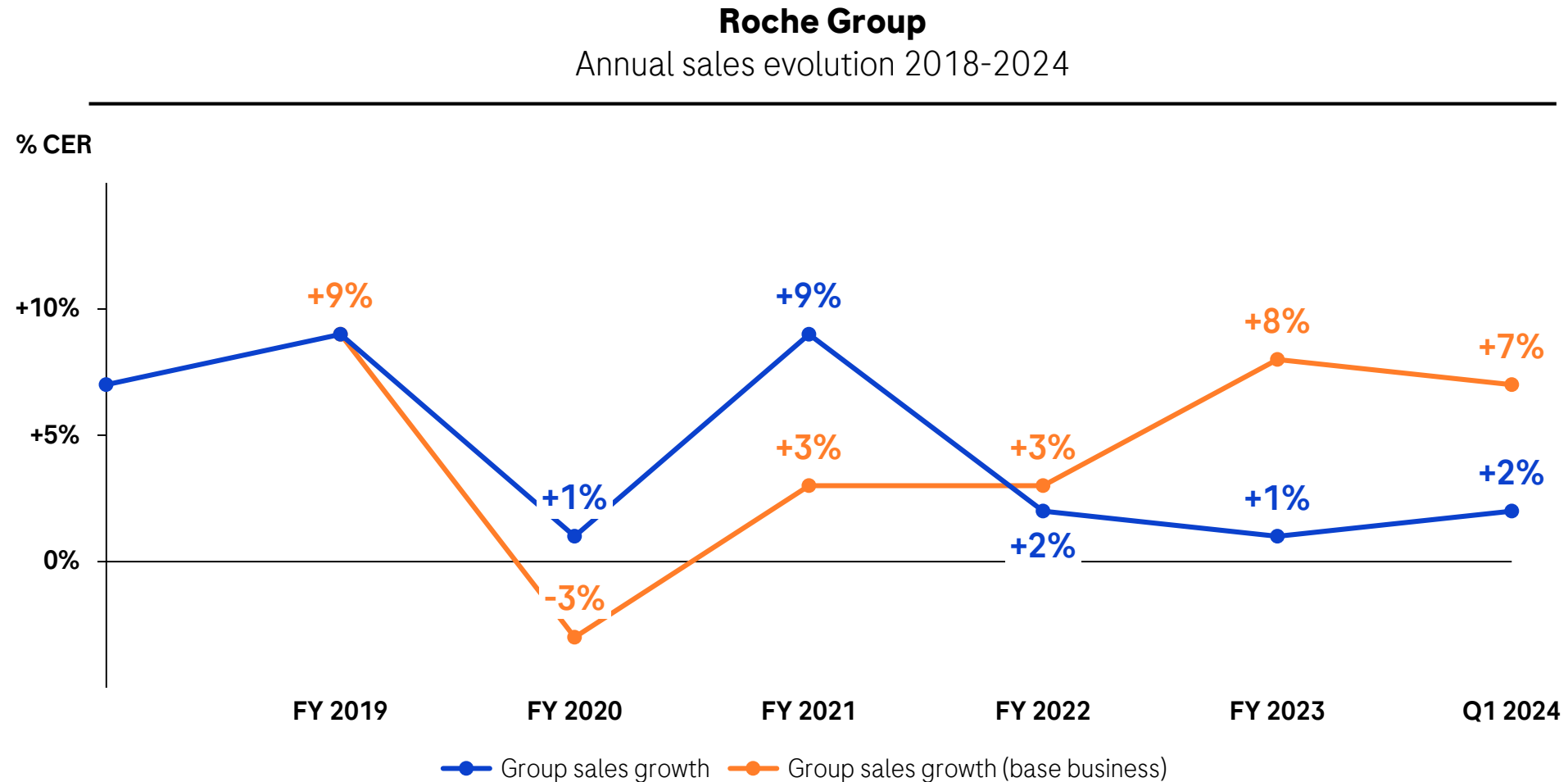
Currency impact of -8%p in Q1, current full year projection of -2%p



Base business=Pharma excluding Ronapreve and Diagnostics excluding COVID-19-related products; CER=Constant Exchange Rates; LOE=loss of exclusivity impact includes global losses on Avastin, Herceptin, Mabthera/Rituxan, Esbriet, Lucentis and Actemra

Q1 2024: Strong momentum in the base business for the Group

No material COVID-19 impact going forward

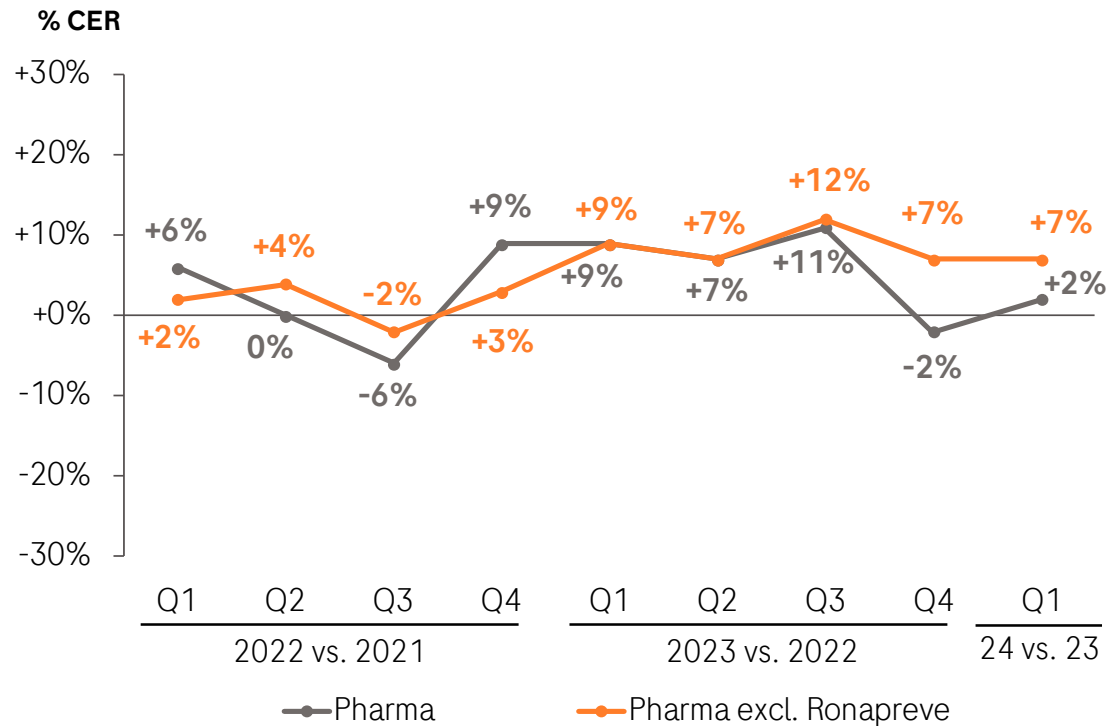


Q1 2024: Base businesses in both divisions grow high single digit

No material COVID-19 impact going forward

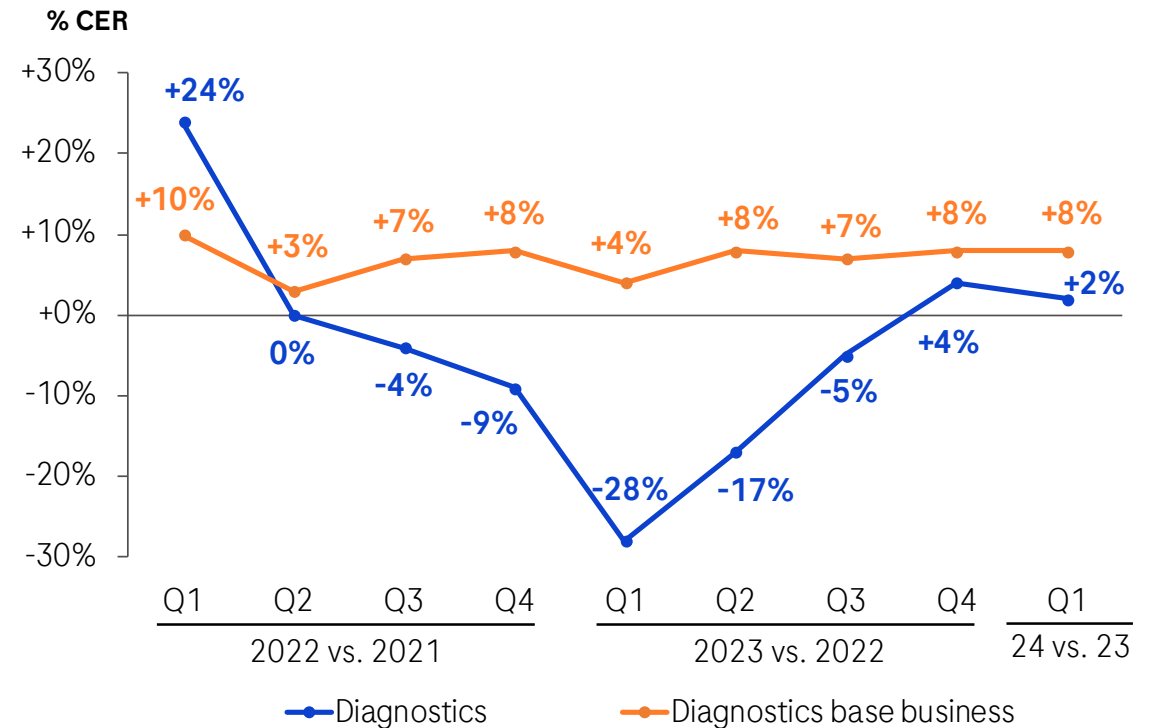
Pharma*

Quarterly sales evolution 2022-2024



Diagnostics*

Quarterly sales evolution 2022-2024



Base business=Pharma excluding Ronapreve and Diagnostics excluding COVID-19-related products; Growth rates at CER (Constant Exchange Rates) of the respective year;

*FMI sales for divisional growth rates included in Pharma for 2022 vs 2021 and in Diagnostics for 2023 vs 2022 and 2024 vs 2023 comparisons

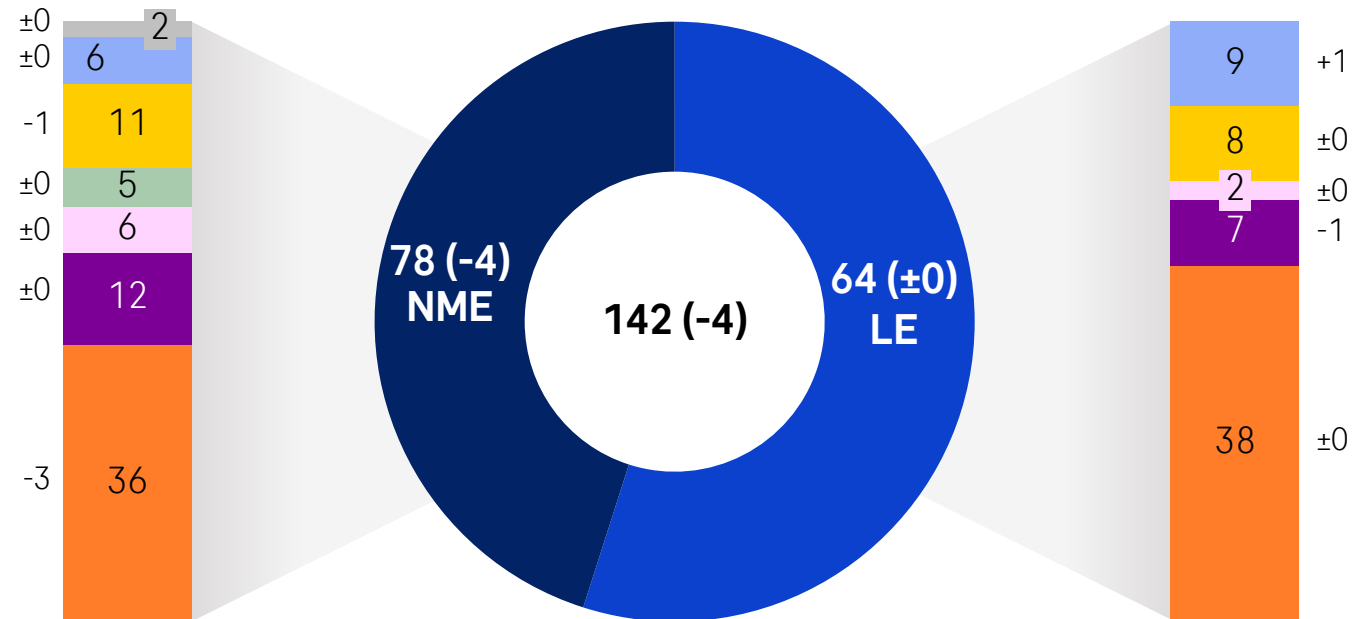
Pipeline update: Strengthening the Pharma pipeline

Portfolio shaping ongoing: Focus on high-impact projects led to termination of 20% of total NMEs since Q3 23

NME changes in Q1

	Phase	Indication
+	LepB inhibitor (RG6436)	I UTI
-	camonsertib	I Solid tumors
-	belvarafenib	I Solid tumors
-	RG6286	I CRC
-	LepB inhibitor (RG6319)	I UTI
-	RG6163	I Psychiatric disorders

NME and LE (QoQ change, Q1 24 vs Q4 23)



■ Oncology / Hematology
 ■ Immunology
 ■ Infectious diseases
 ■ Cardiovascular & Metabolism
 ■ Neurology
 ■ Ophthalmology
 ■ Other

Vacaville sale: Optimizing our Pharma manufacturing network



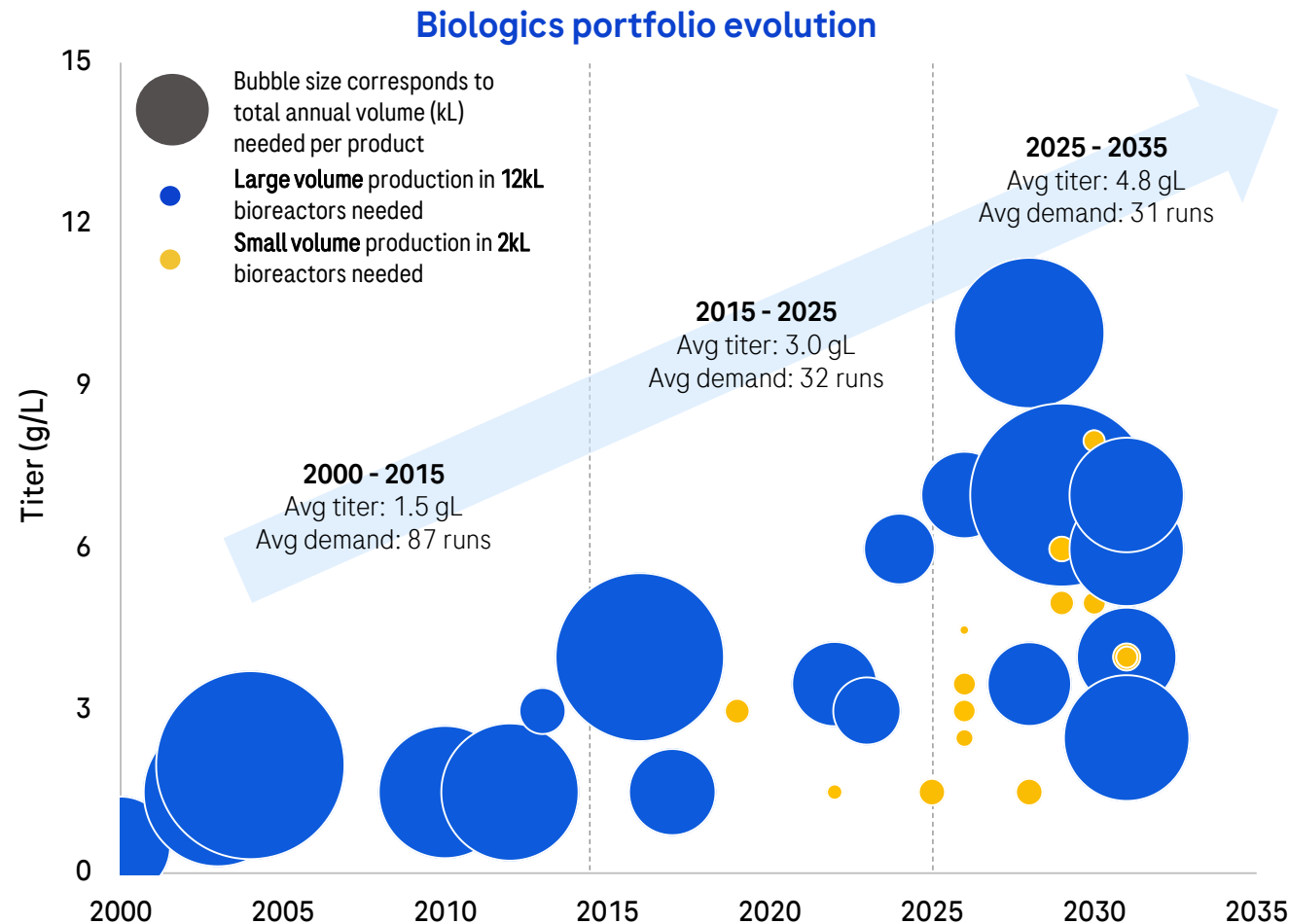
- Vacaville site sold for USD ~1.2bn*
- Global network investment to enable portfolio evolution
- Building capabilities in new modalities: Cell & gene therapy, oligonucleotides and peptides
- Network optimization including balancing for geographical needs ongoing

11 manufacturing sites with a total of >530,000L biologics capacity serving global demand**

*Contingent on deal closing; **Total capacity excluding Vacaville and including Chugai; China and Japan operations are partnered locations; Volumes referring to drug substance volumes

Optimizing manufacturing network to address portfolio evolution

Addressing the demands of producing diverse molecules with smaller volume production needs



- Overall 5x productivity improvement* through higher cell line yields, improved media and perfusion technology
 - Portfolio shift to smaller volumes due to more high-potency NMEs
- ↓
- Lower drug substance demand due to manufacturing improvements and portfolio evolution

Realizing synergies in Diagnostics and the Group

Acting on opportunities across the Group to improve operational performance

FMI

Shift of FMI from Pharma to Diagnostics Division



Combine our Diagnostics and FMI expertise



Utilize broad Diagnostics portfolio to the benefit of FMI



Leverage our next generation sequencing capabilities

Near Patient Care*

Integration of Point of Care and Diabetes Care



Leverage complementary patient/customer segments and technologies



Operate impactfully as one division



Re-invest savings in strategic growth areas

*Integration of the customer areas Point of Care and Diabetes Care results in the new customer area Near Patient Care

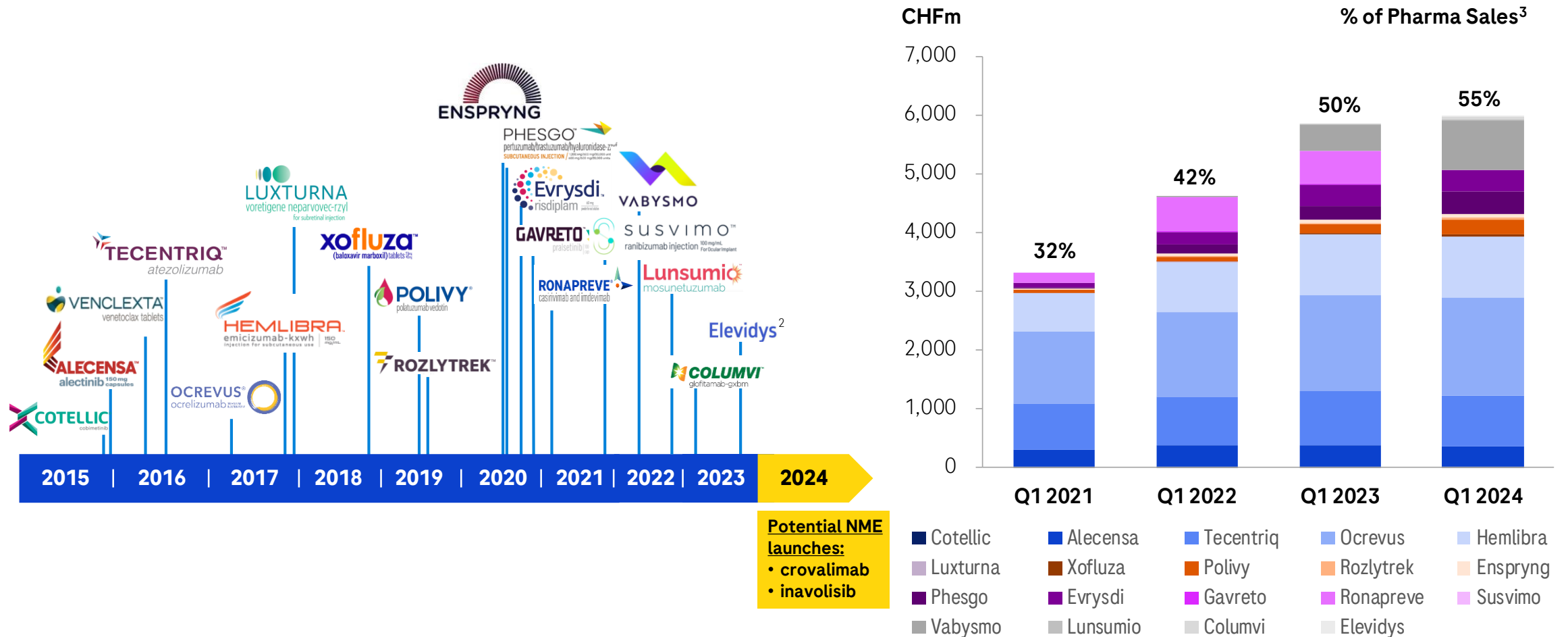


Performance

Outlook

Young portfolio to drive growth in the near- to mid-term

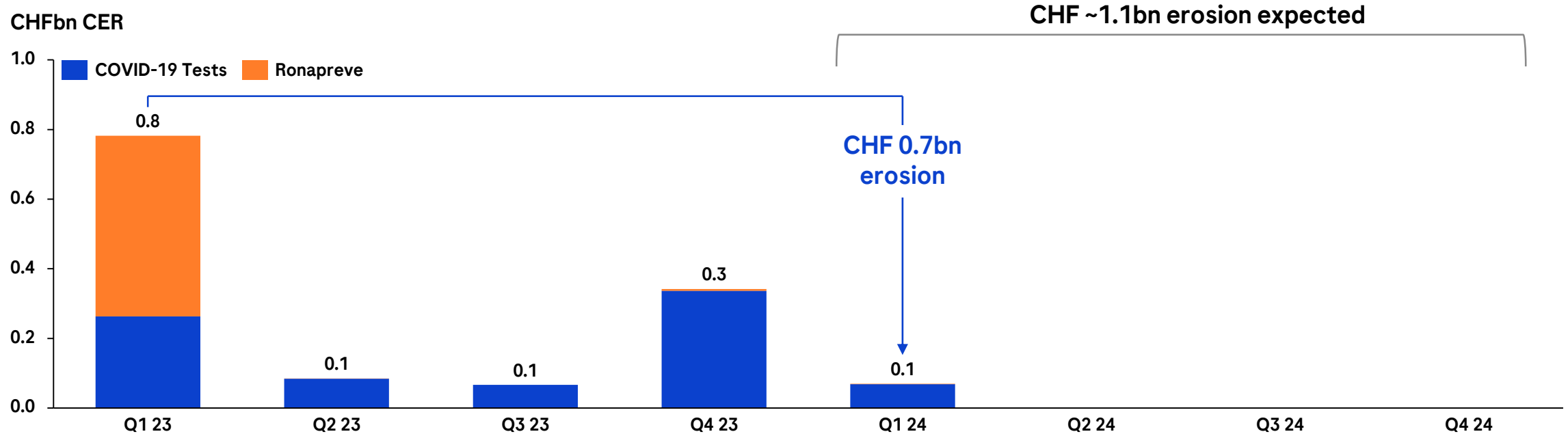
Two NME approvals expected for 2024: PiaSky (crovalimab) in PNH¹ and inavolisib in HR+ breast cancer



Young portfolio defined as all launches since end of 2015; ¹PiaSky (crovalimab) in PNH approved in Japan and China with US/EU approvals expected in 2024; ²Elevidys: Accelerated US approval by partner company Sarepta; ³Venclexta sales booked by AbbVie and therefore not included; NME=new molecular entity; PNH=Paroxysmal Nocturnal Hemoglobinuria; HR=hormone receptor

Declining COVID-19 related headwinds in 2024

Q1 2024 is the final quarter materially impacted by declining COVID-19 sales, minor impact expected in Q4



Roche with total COVID-19 sales of ~ CHF 19bn*

*COVID-19 sales referring to COVID-19 diagnostic tests, Ronapreve and Actemra sales; all values at CER A23 (Constant Exchange Rate Average 2023)

Key growth drivers beyond 2025

Many opportunities with significant market potential in both divisions

Pharmaceuticals				
	NME	Indication	Newsflow	Timing
Oncology / Hematology	tiragolumab	NSCLC	Final Ph III data	H2 2024
	inavolisib	BC	US/EU filing	2024
	divarasib	NSCLC	Ph I/II readout	2024/25
	giredestrant	BC	Ph III readout	2025
Neurology	Elevidys	DMD	Ph III readout	2024/25
	prasinezumab	PD	Ph IIb readout	2024
	Evrysdi + GYM329	SMA	Ph II readout	2024
	trontinemab	AD	Ph I/II readout	2024
	fenebrutinib	MS	Ph III readout	2025
Immunology	Gazyva	LN	Ph III readout	2024
	anti-TL1A	IBD	Ph III initiation	2024
	astegolimab	COPD	Ph III readout	2025
Ophthalmology	vamikibart (anti-IL6)	DME/UME	Ph II/III readout	2024/25
	ASO factor B	GA	Ph II readout	2024
Cardiovascular & Metabolism	zilebesiran	HT	Ph II readout	2024
	CT-388/868/996 (GLP-1/GIP)	Obesity	Ph I/II readout	2024

Diagnostics			
	Product	Description	Launch
Core Lab	i601 mass spec	Total solution for clinical mass spectrometry and first reagent ipack	2024
	cobas pro serology solution	Roche blood safety solution for the US donor screening market	2024
	cobas c703 & ISE neo	High-throughput clinical chemistry and ISE testing on cobas pro	2024
	Elecsys Amyloid Plasma Panel	Rule-out blood-based test for amyloid pathology detection in AD	2025
	Molecular Lab	cobas 6800/8800 v2.0	Upgrade with increased testing flexibility, throughput and automation
cobas Respiratory flex		Novel TAGS® multiplex technology for respiratory testing on cobas x800	2024
Next generation sequencing		Nanopore sequencer with unique sequencing by expansion technology	2025+
Near Patient Care	Accu-Chek SmartGuide	Roche's first generation continuous glucose monitoring solution	2024
	cobas Liat Resp. panel	Detection & differentiation of four most prevalent respiratory targets	2024

Key growth drivers beyond 2025


Many opportunities with significant market potential in both divisions

Pharmaceuticals				
	NME	Indication	Newsflow	Timing
Oncology / Hematology	tiragolumab	NSCLC	Final Ph III data	H2 2024
	inavolisib	BC	US/EU filing	2024
	divarasib	NSCLC	Ph I/II readout	2024/25
	giredestrant	BC	Ph III readout	2025
Neurology	Elevidys	DMD	Ph III readout	2024/25
	prasinezumab	PD	Ph IIb readout	2024
	Evrysdi + GYM329	SMA	Ph II readout	2024
	trontinemab	AD	Ph I/II readout	2024
	fenebrutinib	MS	Ph III readout	2025
Immunology	Gazyva	LN	Ph III readout	2024
	anti-TL1A	IBD	Ph III initiation	2024
	astegolimab	COPD	Ph III readout	2025
Ophthalmology	vamikibart (anti-IL6)	DME/UME	Ph II/III readout	2024/25
	ASO factor B	GA	Ph II readout	2024
Cardiovascular & Metabolism	zilebesiran	HT	Ph II readout	2024
	CT-388/868/996 (GLP-1/GIP)	Obesity	Ph I/II readout	2024

Diagnostics			
	Product	Description	Launch
Core Lab	i601 mass spec	Total solution for clinical mass spectrometry and first reagent ipack	2024
	cobas pro serology solution	Roche blood safety solution for the US donor screening market	2024
	cobas c703 & ISE neo	High-throughput clinical chemistry and ISE testing on cobas pro	2024
	Elecsys Amyloid Plasma Panel	Rule-out blood-based test for amyloid pathology detection in AD	2025
Molecular Lab	cobas 6800/8800 v2.0	Upgrade with increased testing flexibility, throughput and automation	2024
	cobas Respiratory flex	Novel TAGS® multiplex technology for respiratory testing on cobas x800	2024
	Next generation sequencing	Nanopore sequencer with unique sequencing by expansion technology	2025+
Near Patient Care	Accu-Chek SmartGuide	Roche's first generation continuous glucose monitoring solution	2024
	cobas Liat Resp. panel	Detection & differentiation of four most prevalent respiratory targets	2024

Positive 2024 outlook

Sales drivers¹



Continued strong base business growth in both divisions



COVID-19 sales expected to decline by roughly CHF 1.1bn

LOE² impact of roughly CHF 1.6bn expected



Group sales growth¹

Mid single digit sales growth

Base business=Pharma excluding Ronapreve and Diagnostics excluding COVID-19-related products; ¹At Constant Exchange Rates (CER); ²LOE impact includes global losses on Avastin, Herceptin, Mabthera/Rituxan, Esbriet, Lucentis and Actemra

2024 guidance confirmed

Group sales growth¹

Mid single digit sales growth

Core EPS growth¹

Broadly in line with sales growth
excl. impact from resolution of tax disputes in 2023

Dividend outlook

Further increase dividend in Swiss francs

¹At Constant Exchange Rates (CER)



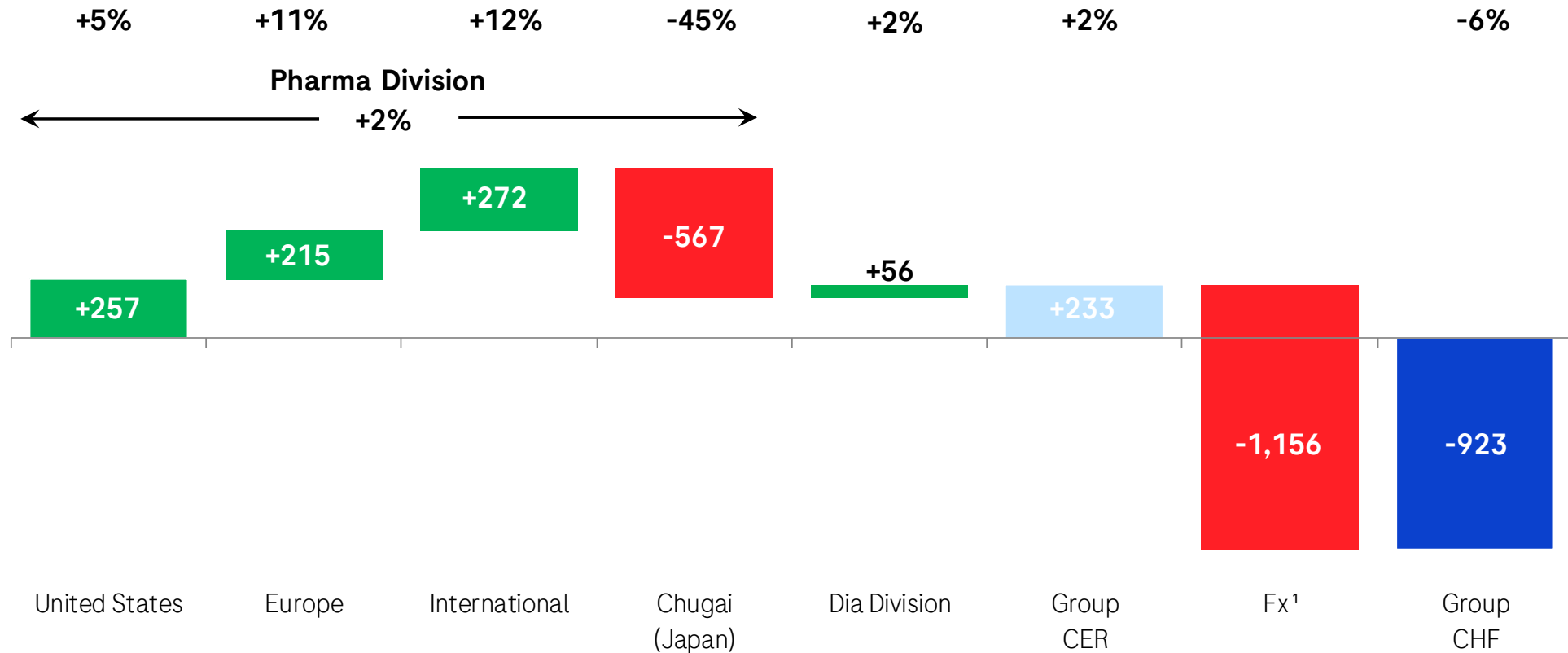
Finance

Alan Hippe

Chief Financial Officer

Q1 2024: Regional Pharma and Diagnostics sales bridge

CER Group sales increase of +2%

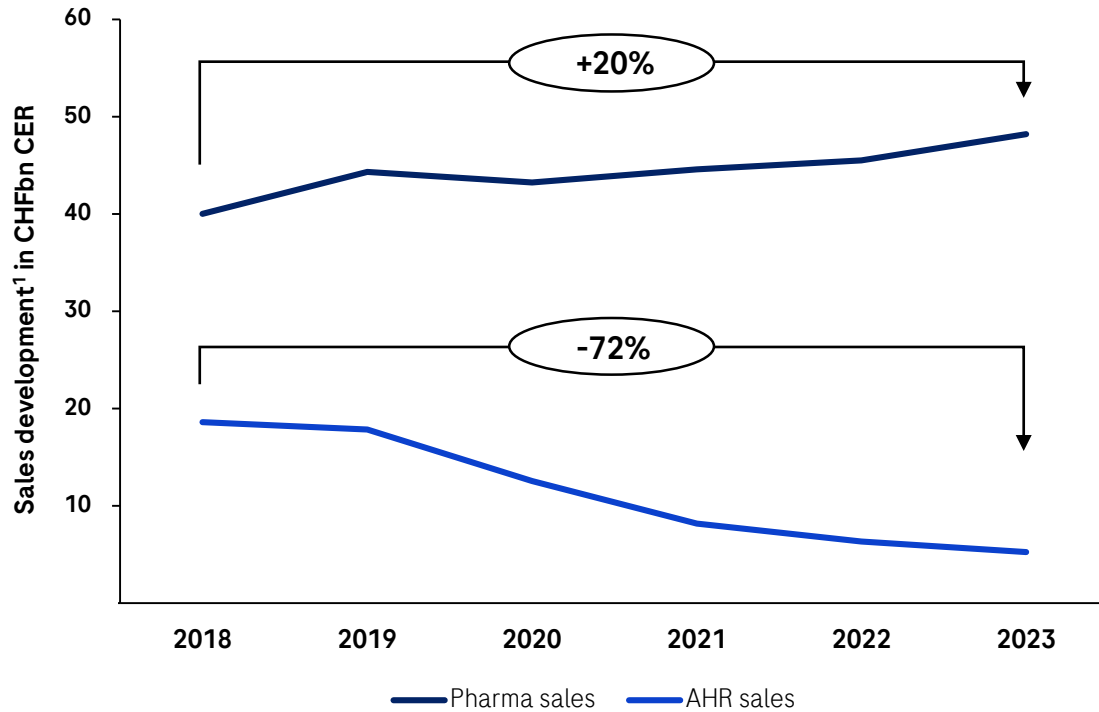


Absolute values in CHFm at Constant Exchange Rates (avg full year 2023); ¹avg. full year 2023 to avg Q1 2024 Fx impact

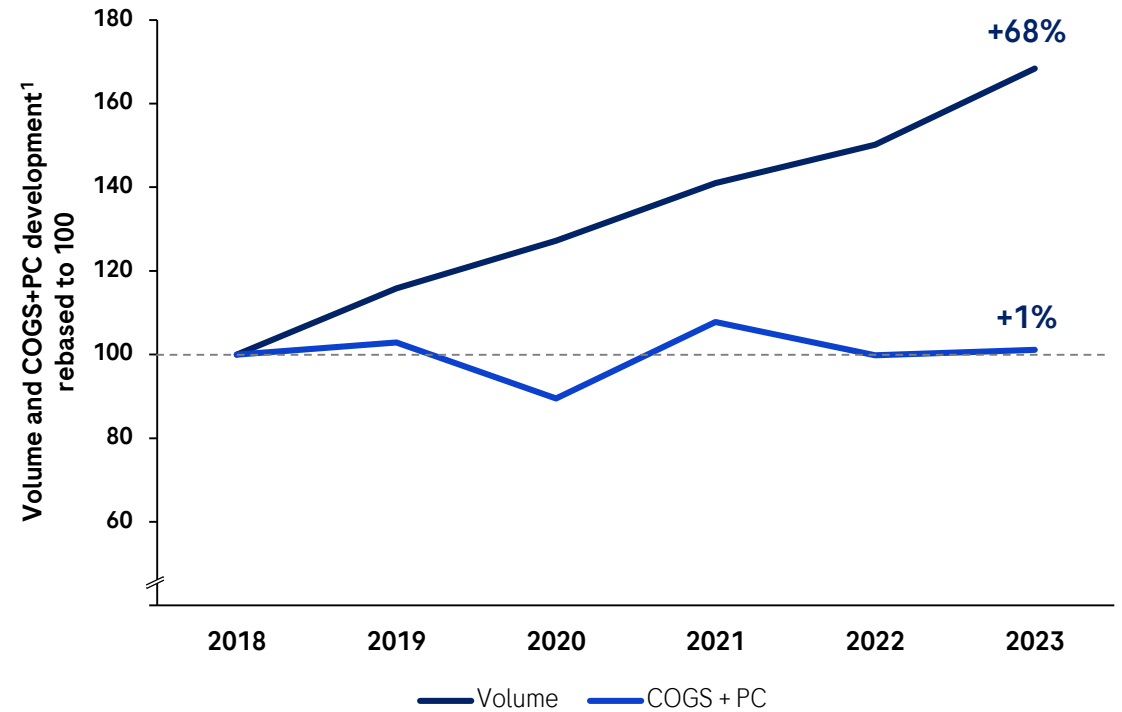
Pharma: Optimizing our manufacturing network

Working on and protecting profitability

Successful diversification and rejuvenation of Pharma portfolio



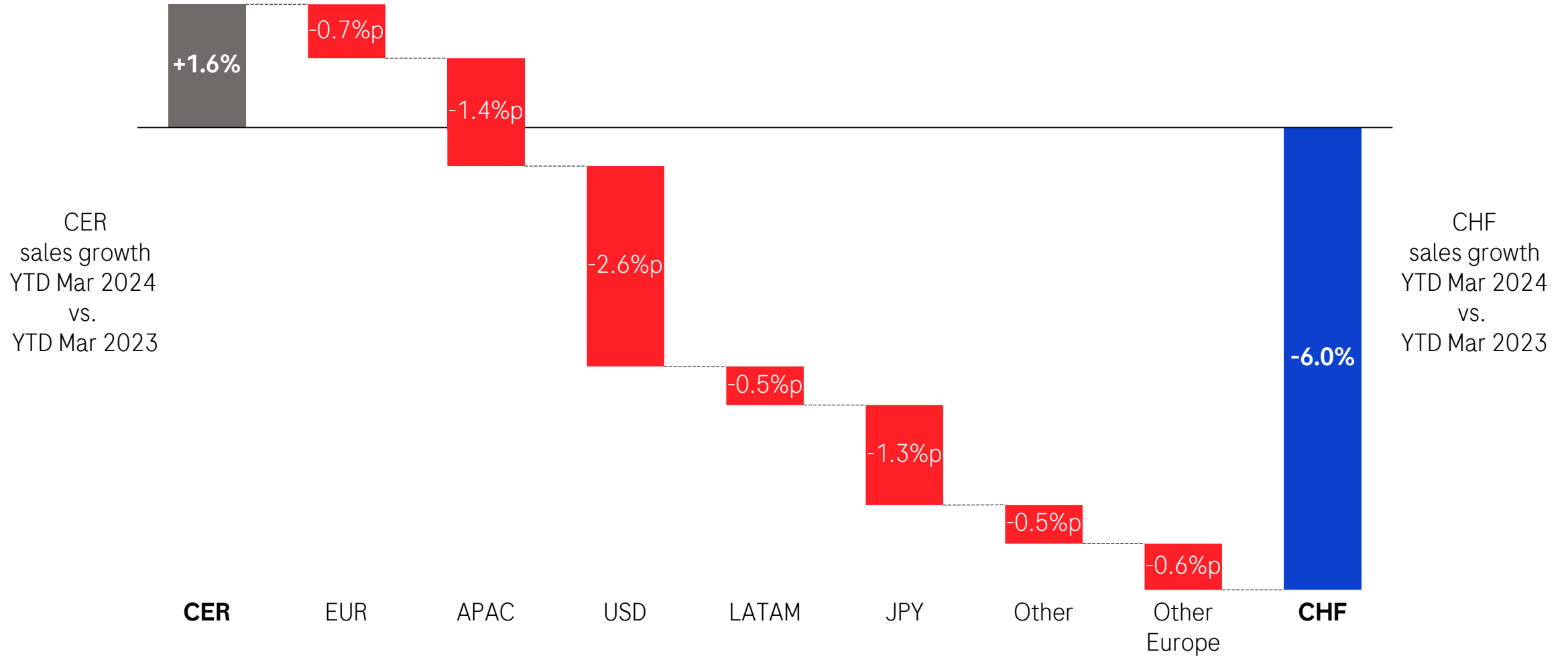
Broadly stable manufacturing costs despite strong volume growth and diversification



¹Pharma including FMI; CER=Constant Exchange Rates (avg. full year 2022 as basis calculating back with the CER growth rate of the respective year); AHR=Avastin, Herceptin and Rituxan/MabThera; COGS + PC=manufacturing cost of goods sold and period costs

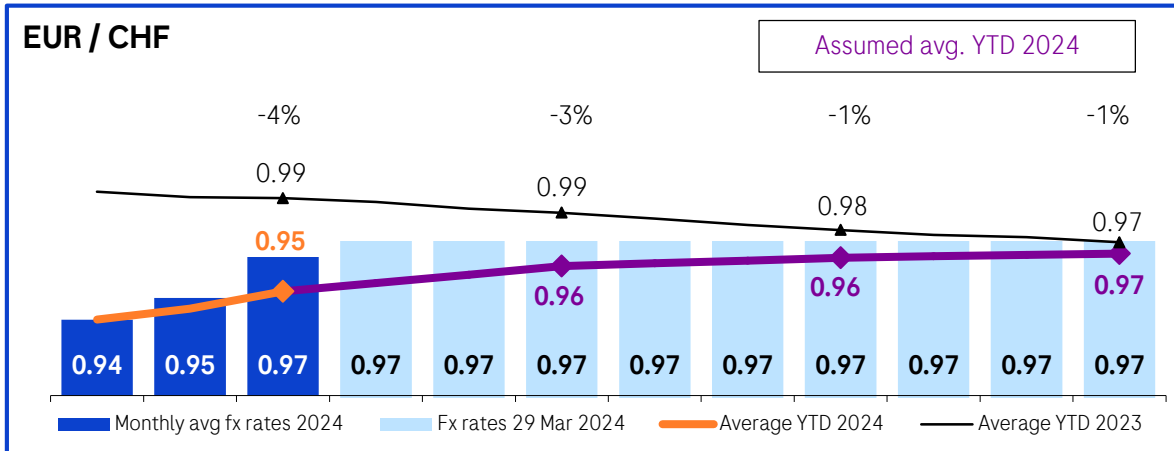
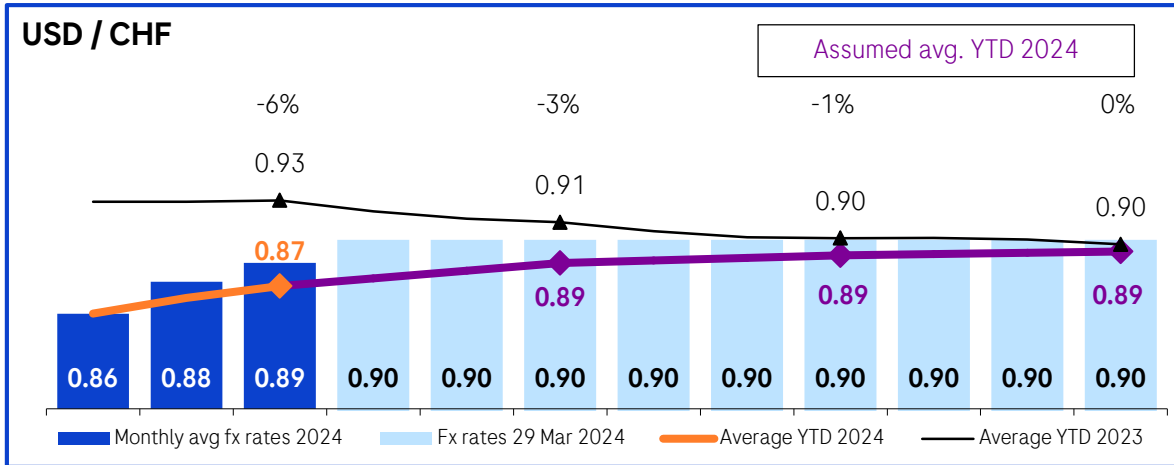
Exchange rate impact on sales growth

Negative impact driven by the USD, JPY, CNY (APAC) and EUR



CER=Constant Exchange Rates (avg full year 2023)

Expected 2024 currency impact



Assuming the 29 March 2024 exchange rates remain stable until end of 2024,
2024 impact¹ is expected to be (%p):

	Q1	Q2	Q3	Q4
Sales	-8	-2	+1	+1

	Q1	HY	Sep YTD	FY
Sales	-8	-5	-3	-2
Core operating profit		-7		-4
Core EPS		-8		-5

¹On group growth rates

2024 outlook confirmed

Group sales growth¹

Mid single digit sales growth

Core EPS growth¹

Broadly in line with sales growth
excl. impact from resolution of tax disputes in 2023

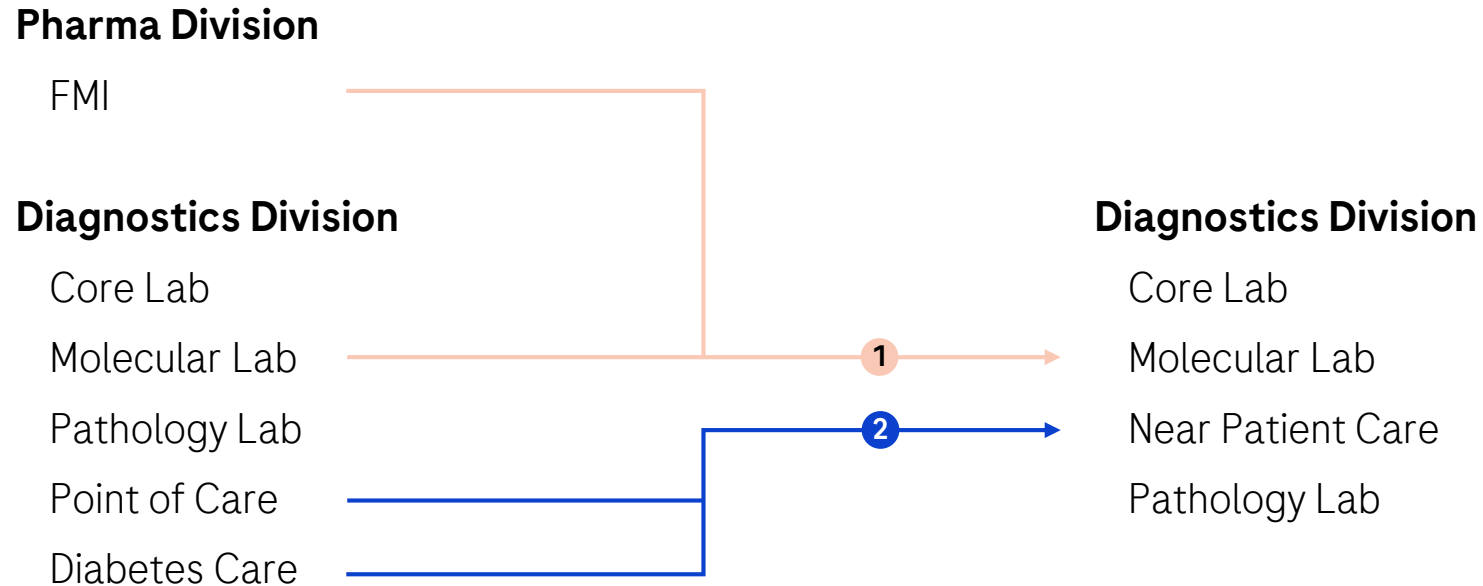
Dividend outlook

Further increase dividend in Swiss francs

¹At Constant Exchange Rates (CER)

Diagnostics: New customer area structure 2024

Changes effective 1 Jan, 2024, comparative information for 2023 has been restated accordingly



- ① Sales in the Molecular Lab customer area include sales from the Foundation Medicine business which moved under the responsibility of the Diagnostics Division from the Pharma Division effective 1 Jan, 2024.
- ② Sales in the new Near Patient Care customer area include sales from Diabetes Care and the Point of Care business, both previously shown as separate customer areas.
 - The comparative information for 2023 has been restated accordingly.

Restatements to be applied in 2024

Foundation Medicine shifted to the Diagnostics Division effective 1 Jan, 2024

Income statement (Core)

Half Year 2023

Pharmaceuticals Division - CHFm	Published	Delta	Restated
Sales	22,681	-170	22,511
Other revenue	806	-8	798
Cost of sales	-4,107	71	-4,036
Research and development	-5,617	110	-5,507
Selling, general and administration	-3,444	136	-3,308
Other operating income (expense)	699	0	699
Core operating profit	11,018	139	11,157
<i>Core operating profit margin</i>	<i>48.6%</i>	<i>1.0%p</i>	<i>49.6%</i>

Full Year 2023

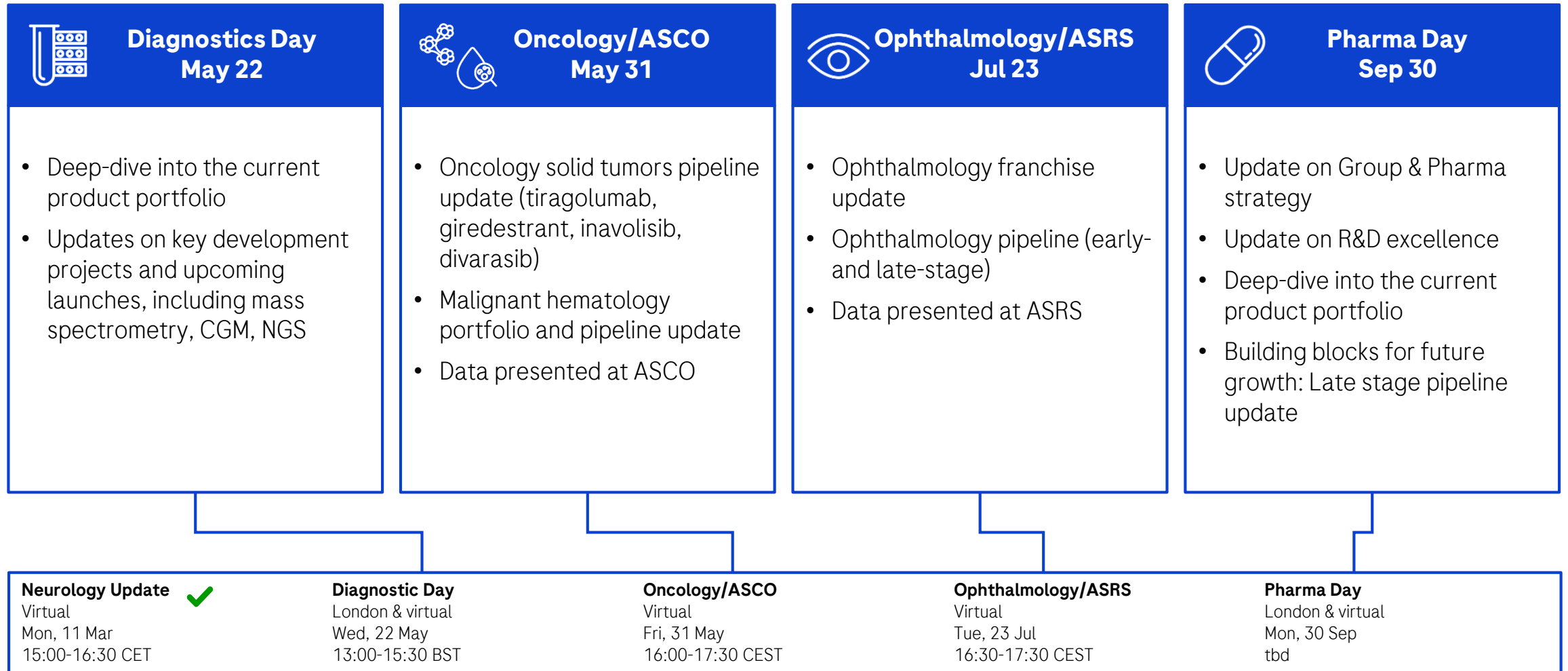
Published	Delta	Restated
44,612	-347	44,265
1,667	-19	1,648
-8,343	149	-8,194
-11,490	204	-11,286
-7,215	263	-6,952
758	1	759
19,989	251	20,240
<i>44.8%</i>	<i>0.9%p</i>	<i>45.7%</i>

Diagnostics Division - CHFm	Published	Delta	Restated
Sales	7,098	170	7,268
Other revenue	31	8	39
Cost of sales	-3,349	-71	-3,420
Research and development	-832	-110	-942
Selling, general and administration	-1,342	-136	-1,478
Other operating income (expense)	13	0	13
Core operating profit	1,619	-139	1,480
<i>Core operating profit margin</i>	<i>22.8%</i>	<i>-2.4%p</i>	<i>20.4%</i>

Published	Delta	Restated
14,104	347	14,451
58	19	77
-6,908	-149	-7,057
-1,747	-204	-1,951
-2,899	-263	-3,162
60	-1	59
2,668	-251	2,417
<i>18.9%</i>	<i>-2.2%p</i>	<i>16.7%</i>

Upcoming Roche IR events 2024

Additional events driven by readouts





Pharmaceuticals Division

Teresa Graham

CEO Roche Pharmaceuticals

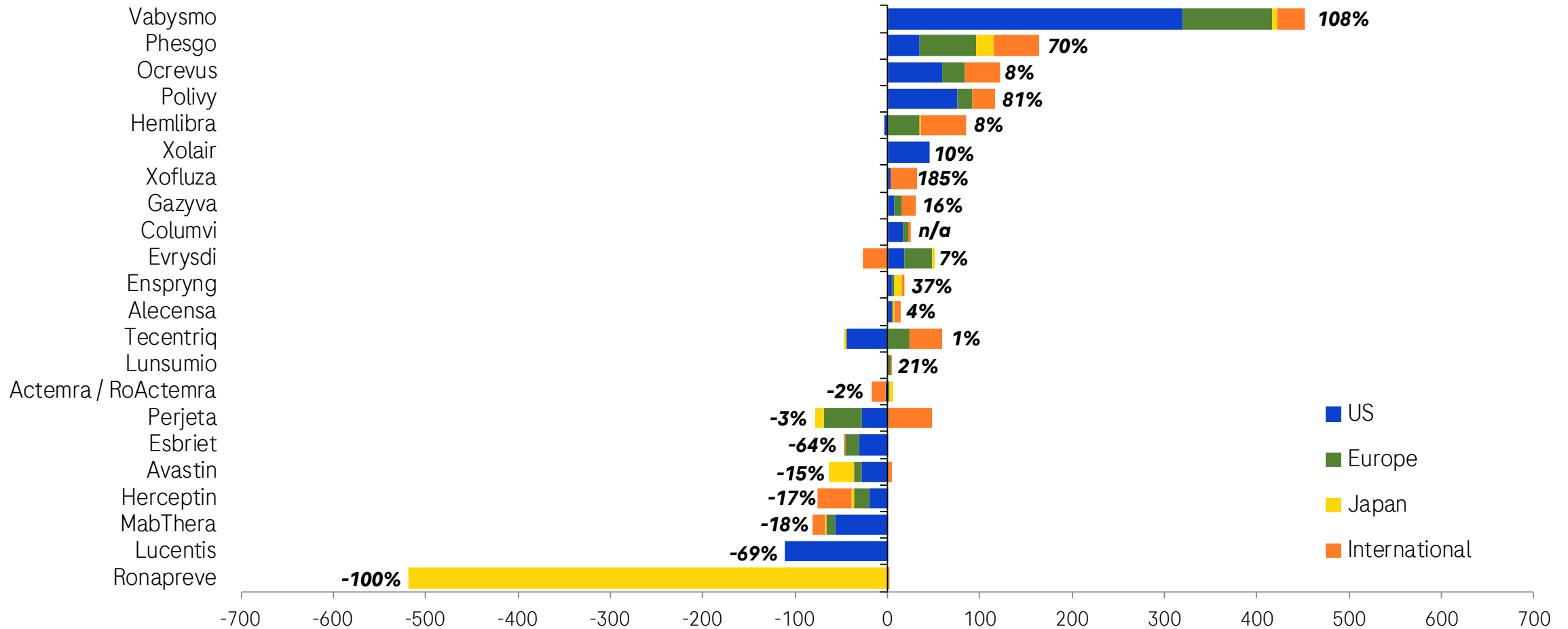
Q1 2024: Pharmaceuticals sales

All regions ex-Japan delivering strong growth, Japan impacted by Ronapreve sales in Q1 2023

	2024	2023	Change in %		CER w/o
	CHFm	CHFm	CHF	CER	Ronapreve
Pharmaceuticals Division	10,921	11,608	-6	2	7
United States	5,692	5,763	-1	5	5
Europe	2,200	2,071	6	11	11
Japan	649	1,390	-53	-45	-6
International	2,380	2,384	0	12	12

Q1 2024: Young portfolio delivering strong growth

Phesgo now second strongest growth driver; Vabysmo excellent growth momentum continues

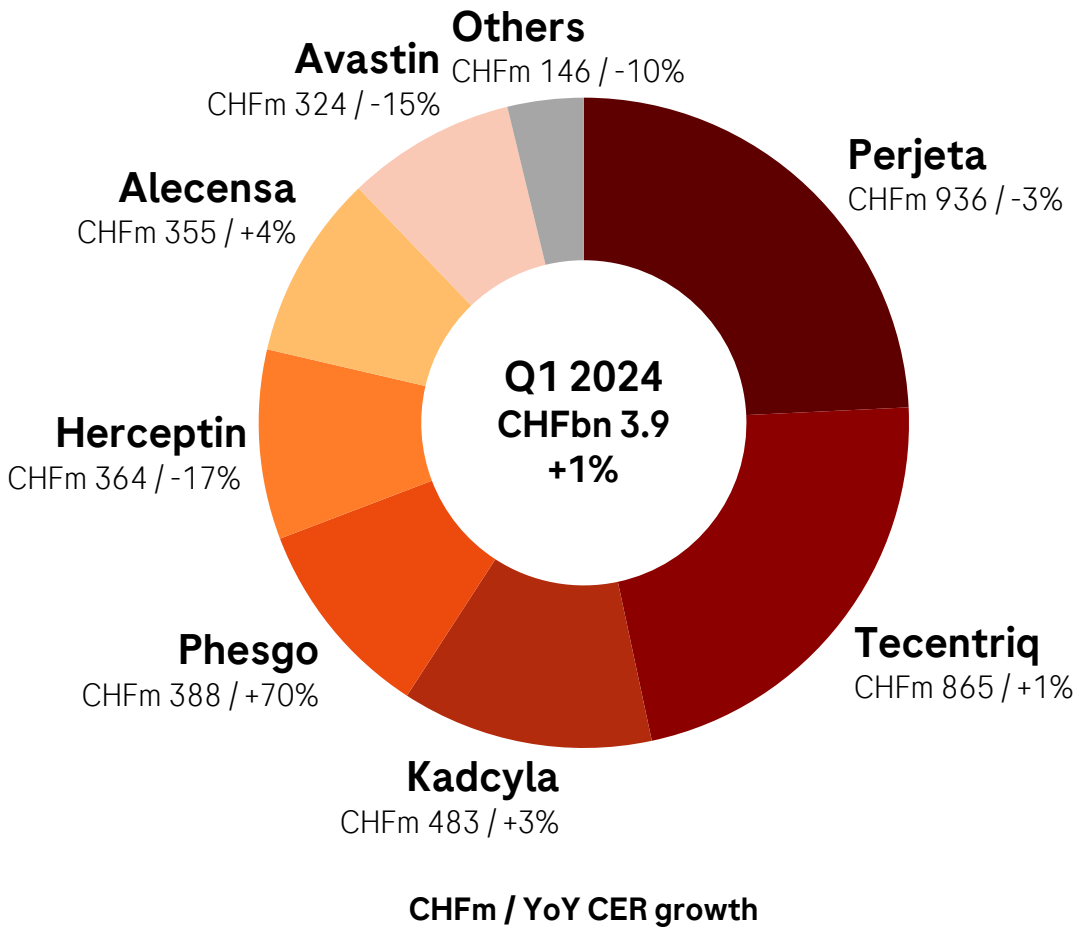




US filing for inavolisib in 1L *PIK3CA-mut* HR+ BC completed

Strong Phesgo launch continues, conversion rate climbing to 41%*

IR event at ASCO on May 31st



Q1 update

- Perjeta: Ongoing conversion to Phesgo, partially offset by growth in International
- Phesgo: Strong launch uptake and ongoing geographic expansion
- Tecentriq: Growth driven by adjuvant NSCLC and 1L HCC in ex-US; EU launch of SC formulation ongoing
- Kadcylla: Growth in International compensating for US/EU
- Alecensa: Global market leader in 1L ALK+ mNSCLC
 - US approval in adj. ALK+ NSCLC (ALINA) achieved

Outlook 2024

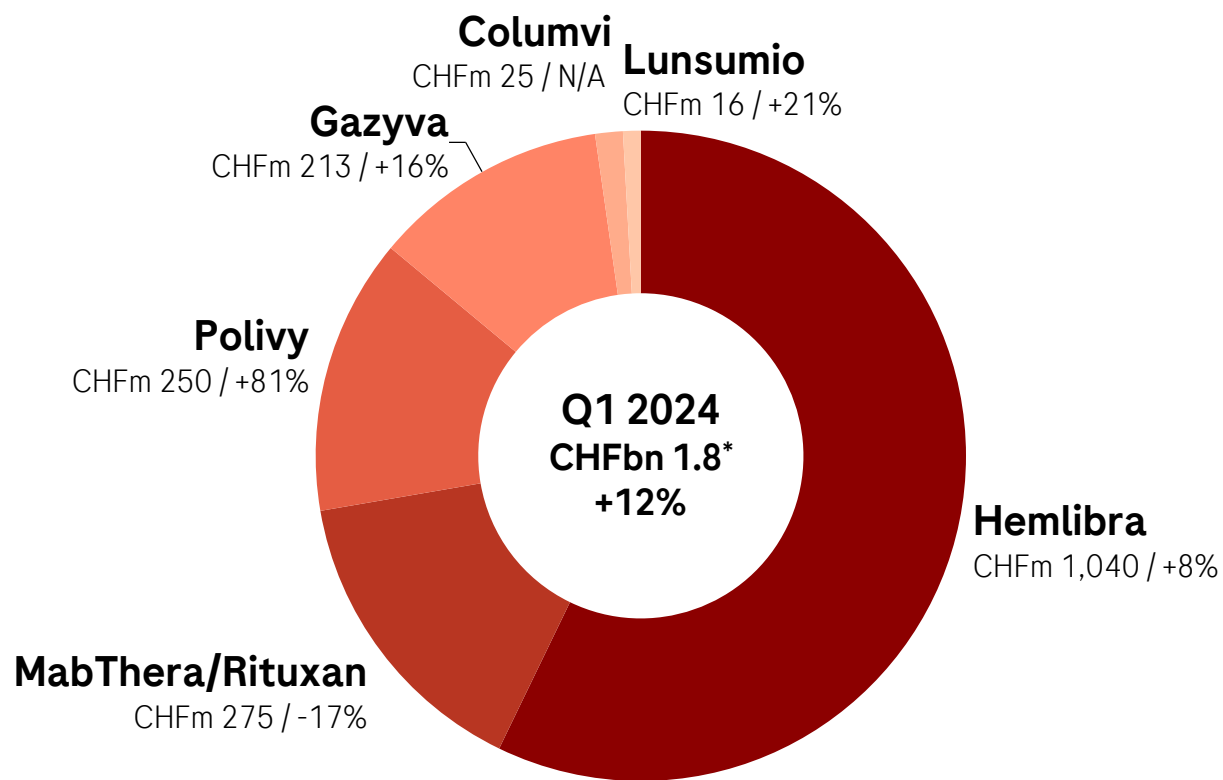
- Tecentriq SC for various indications: US approval (PDUFA 15th Sep)
- Alecensa in adj. ALK+ NSCLC (ALINA): EU approval
- Inavolisib in 1L *PIK3CA-mut* HR+ BC (INAVO120): EU filing
- Ph III (SKYSCRAPER-01) tiragolumab + Tecentriq in 1L PD-L1+ NSCLC final OS results expected in H2 2024

*Perjeta/Phesgo conversion rate calculated using volumes, currently taking 46 launch countries into account; CER=Constant Exchange Rates; PIK3CA-mut=phosphatidylinositol 3-kinase, catalytic, alpha polypeptide mutated; HR=hormone-receptor; BC=breast cancer; NSCLC=non-small cell lung cancer; HCC=hepatocellular carcinoma; SC=subcutaneous; PDUFA=prescription drug user fee act; ALK=anaplastic lymphoma kinase; PD-L1=programmed death-ligand 1; OS=overall survival



Polivy US patient share in 1L DLBCL (IPI 0-5) climbing to 23%

Positive Ph III (STARGLO) of Columvi in 2L+ DLBCL met primary endpoint of overall survival



CHFm / YoY CER growth

Q1 update

- Hemlibra: Continued penetration across all approved patient segments with >25,000 patients treated globally
- Polivy: Strong 1L DLBCL uptake in all major markets
- Gazyva: Growth driven by combinations in 1L CLL
- Columvi: Driven by strong 3L+ DLBCL launch; Ph III (STARGLO) in 2L+ DLBCL met primary endpoint of overall survival
- Lunsumio: Driven by strong 3L+ FL launch
- PiaSky (crovalimab) in PNH: First approvals in Japan and China

Outlook 2024

- PiaSky (crovalimab) in PNH (COMMODORE 2/1): US/EU approval
- Ph III (SUNMO) Lunsumio + Polivy in 2L+ DLBCL
- Ph III (VERONA) Venclexta + azacitidine in 1L MDS

*Venclexta sales booked by AbbVie and therefore not included; CER=Constant Exchange Rates; DLBCL=diffuse large B cell lymphoma; CLL=chronic lymphocytic leukemia; FL=follicular lymphoma; PNH=paroxysmal nocturnal hemoglobinuria; MDS=myelodysplastic syndromes; IPI=international prognostic index



Hemlibra: New convenience options planned for 2024/2025

Global SoC in Hemophilia A with extensive real-world data

Update on administration options at ISTH (June 22-26)

Hemlibra's extensive clinical and real-world evidence base

Efficacy in RWD



Sustained bleed protection with low ABR (mean/median)*



~80% of patients with zero treated bleeds**

Safety



Favorable safety profile established through >10 yrs of clinical studies & follow up



Does not induce FVIII inhibitor development

Convenience



>60% of pts on Q2W/Q4W SC dosing; paediatric self-admin from 7yrs old



2 new vial options available & new admin kit coming

Hemlibra's strong efficacy / safety profile across clinical trials confirmed by RWD:

>25,000 patients treated

>10 yrs of study

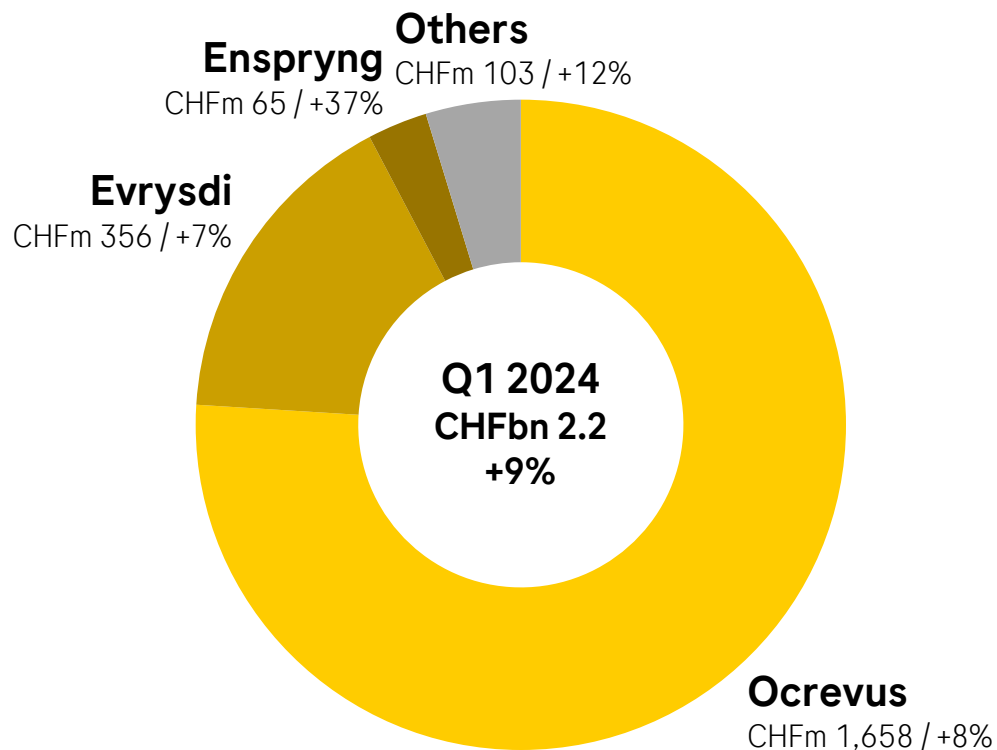
>100 RWD publications

*RWD across >100 publications: Mean ABR range 0.2-1.4 while Median ABR range 0.0-1.0 for treated bleed; **Based on RWD from McCary I, et al. Haemophilia 2020, Wall C, et al. ISTH 2020, Poon M-C, et al. ASH 2022 and Khairnar R, et al. ASH 2021; ABR=annual bleed rate; RWD=real-world data; Q2W=every 2 weeks; SC=subcutaneous; SoC=standard of care



EU filing of Elevidys in DMD planned for 2024

Ocrevus market leader in US/EU5 with 24% global patient share



CHFm / YoY CER growth

Q1 update

- Ocrevus: Remaining #1 in new to brand in US; higher retention rate than other MS medicines
- Evrysdi: Global market leader in patients share and total patients, with >15k patients treated globally
- Elevidys Ph III (EMBARK) data shared at MDA 2024 and with EMA
 - First ex-US patient treated in UAE
- Trontinemab: Data for the 3.6mg dose presented at AD/PD, confirming safety profile and rapid amyloid plaque clearance

Outlook 2024

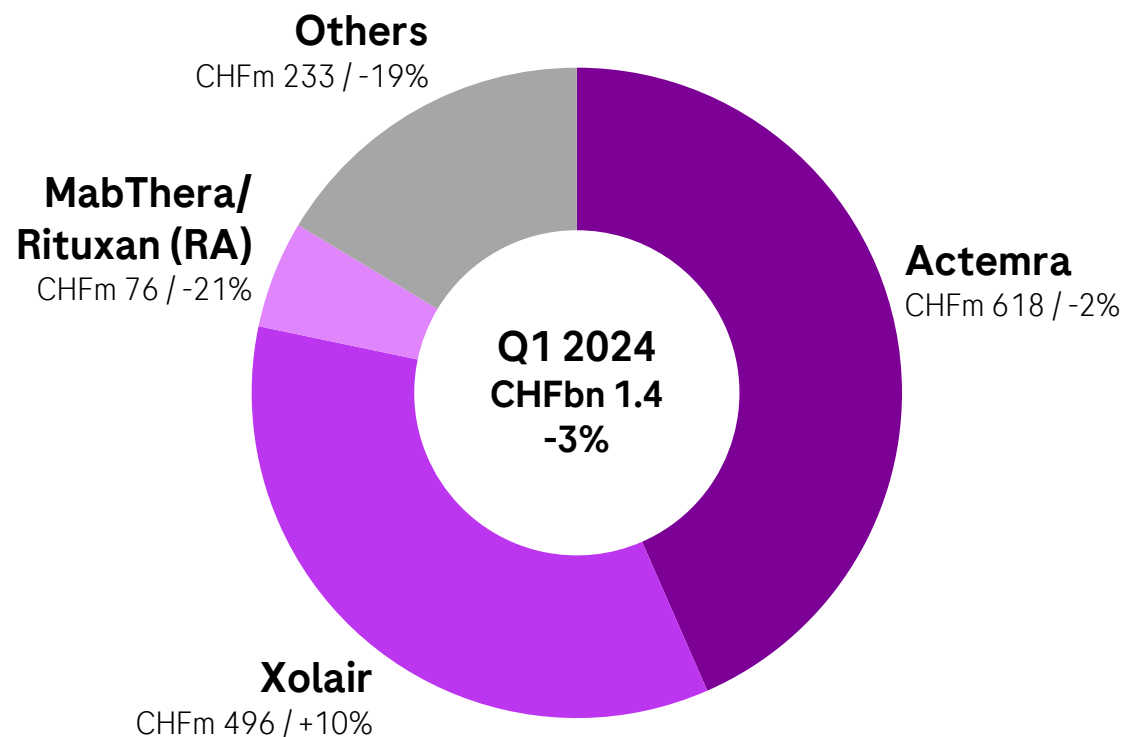
- Ocrevus 6m SC (OCARINA II): US (PDUFA 13th Sep)/EU approval
- Elevidys in DMD (EMBARK): EU filing
- Ph II (MANATEE) Evrysdi + GYM329 in SMA interim
- Ph IIb (PADOVA) prasinezumab in PD
- Ph Ib/IIa (Brainshuttle™ AD) trontinemab in AD updated data

CER=Constant Exchange Rates; DMD=Duchenne muscular dystrophy; MS=multiple sclerosis; SC=subcutaneous; SMA=spinal muscular atrophy; PD=Parkinson’s disease; AD=Alzheimer’s disease; PDUFA=prescription drug user fee act; UAE=United Arab Emirates



Achieved US approval for Xolair in food allergy

Gazyva Ph III (REGENCY) in lupus nephritis to readout in 2024



CHFm / YoY CER growth

Q1 update

- Xolair: Growth driven by strong CSU performance; market shares in Asthma declining; food allergy launch commencing
 - Positive Ph III (OUtMATCH) results in food allergy presented at AAAAI 2024 and published in NEJM¹
- Actemra: Stable sales despite first biosimilars launched
- Astegolimab in COPD: Recruitment for pivotal program nearing completion

Outlook 2024

- Ph III (REGENCY) Gazyva in lupus nephritis
- Ph III trials of anti-TL 1A in IBD to be initiated

¹Wood et al., 2024 NEJM; CER=Constant Exchange Rates; RA=Rheumatoid arthritis; IBD=inflammatory bowel disease; TL 1A=Tumor necrosis factor-like cytokine 1A; CSU=chronic spontaneous urticarial; COPD=chronic obstructive pulmonary disease

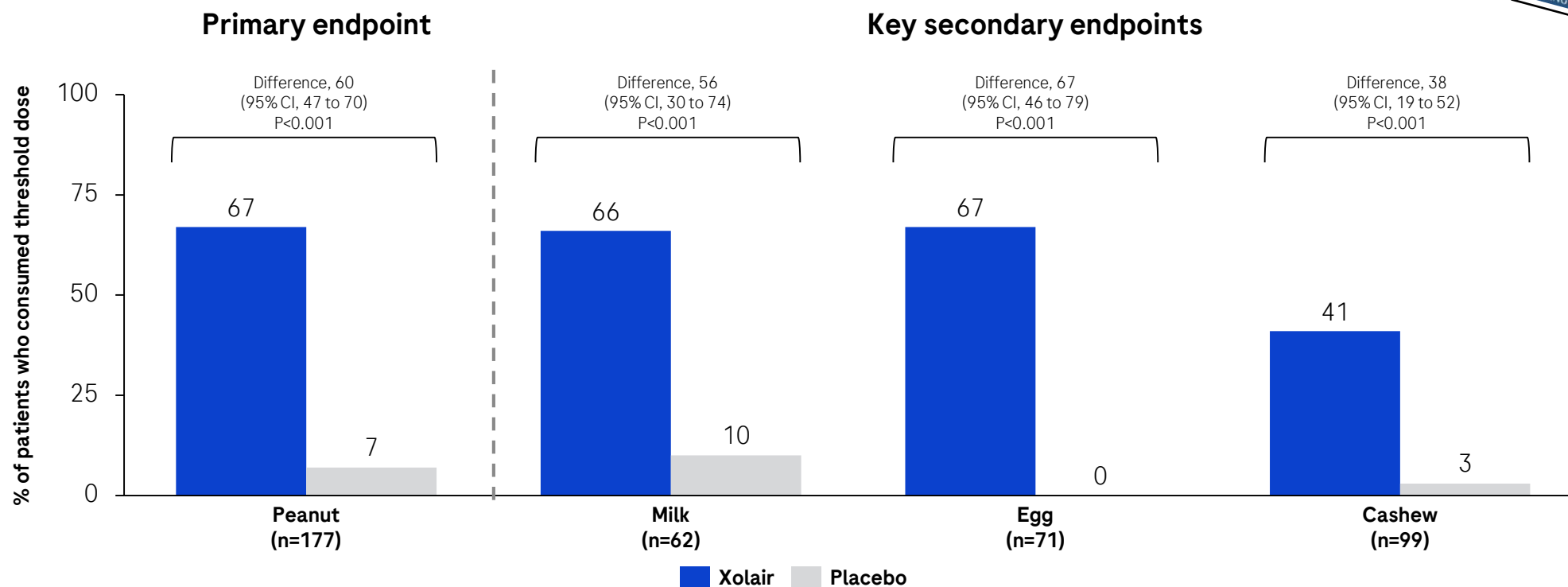


Xolair: First medicine to reduce allergic reactions to multiple foods

Potential to redefine the way food allergies are managed



Ph III (OUtMATCH) in food allergy^{1,*}



- Xolair is the first and only FDA approved medicine to reduce allergic reactions for children and adults with one or more food allergies
- >40% of children and >50% of adults with food allergies have experienced a severe reaction at least once^{2,3}

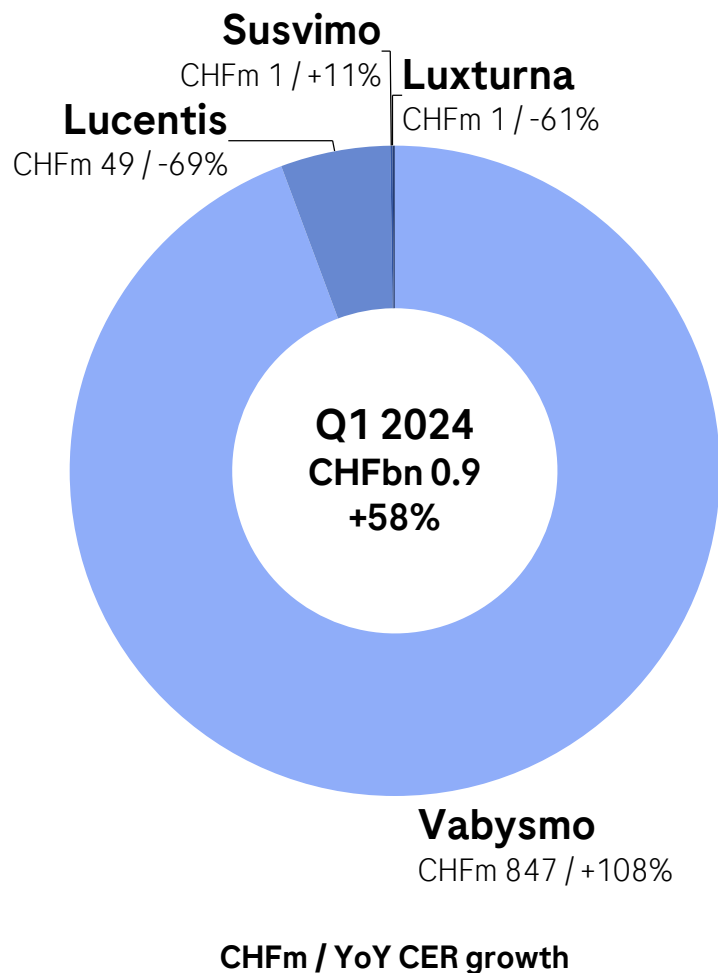
¹Wood et al., 2024 NEJM; ²Gupta et al., 2019 JAMA Netw Open; ³Gupta et al., 2018 Pediatrics; *The phase III OUtMATCH study is being sponsored and funded by the National Institute of Allergy and Infectious Diseases (NIAID), part of the NIH, and conducted by the NIAID-funded Consortium of Food Allergy Research (CoFAR) across 10 clinical sites throughout the U.S. The study is also supported by Genentech, a member of the Roche Group, and Novartis Pharmaceuticals Corporation; CI=confidence interval



Vabysmo US market share further expanding in nAMD and DME

Strong momentum for US launch of Vabysmo in RVO reaching 8% market share after only 4 months*

**IR event at ASRS
on July 23rd**



Q1 update

- Vabysmo: Continued market share gains across early launch countries and ongoing global expansion
 - US: Increasing penetration in naïve patients
 - Network meta-analysis shows improved anatomic outcomes at 12 weeks for Vabysmo vs. aflibercept 8mg in nAMD and DME
 - Rapidly growing body of RWD confirming drying effect and durability seen in the pivotal studies

Outlook 2024

- Vabysmo in RVO (BALATON/COMINO): EU approval
- Susvimo in nAMD (ARCHWAY): US commercial relaunch
- Susvimo in DME/DR (PAGODA/PAVILION): US filing
- Ph II (BARDENAS/ALLUVIUM) vamikibart in DME
- Ph II (GOLDEN STUDY) ASO factor B in GA

*based on February 2024 Verana patient claims data; CER=Constant Exchange Rates; nAMD=neovascular age-related macular degeneration; DME=diabetic macular edema; RVO=retinal vein occlusion; DR=diabetic retinopathy; RWD=real-world data; GA=geographic atrophy; ASO=antisense oligonucleotide; ASO factor B in collaboration with Ionis



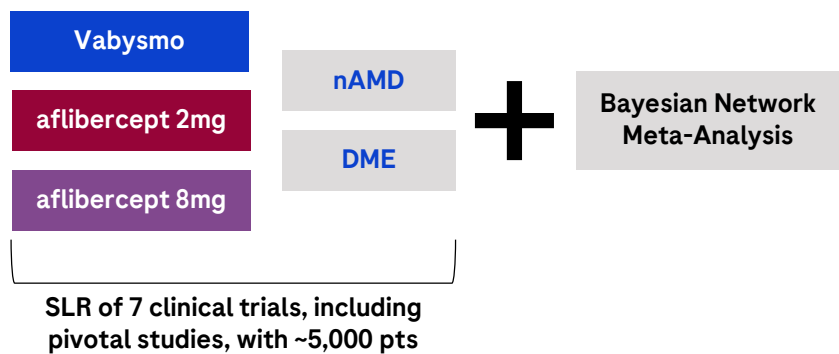
Vabysmo improved anatomic results vs. aflibercept 8mg in NMA

Greater CST improvements vs aflibercept 2mg and 8mg after the monthly loading phase (week 12)

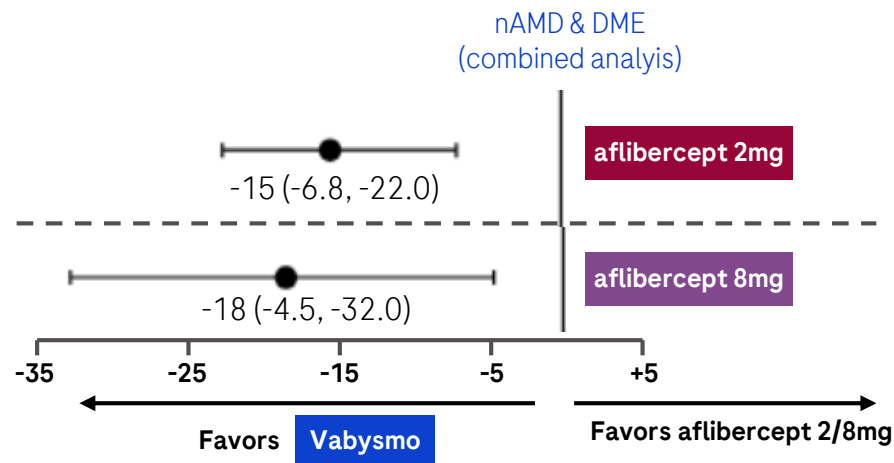
Comparative efficacy of Vabysmo: A Systematic Literature Review and Network Meta-Analysis¹



Methodology*



Mean difference in CST change from baseline for Vabysmo vs aflibercept 2mg/8mg at 12 weeks (μm , RE model, 95% CrI)**



- Systematic literature reviews and NMA are validated tools for making comparisons across clinical trials
- NMA shows that Vabysmo in nAMD & DME achieves greater CST reduction compared to aflibercept 8mg during the loading phase at week 12
- Analysis insights add to growing body of evidence supporting Vabysmo as the preferred choice for 1L treatment in both nAMD and DME

¹Leng, T et al., Macula Society 2024; *Trials included in the analysis and their respective patient counts: nAMD=TENAYA/LUCERNE (n=671/658), PULSAR (n=1009), CANDELA (n=106); DME=YOSEMITE/RHINE (n=940/951), PHOTON (n=659); Bayesian NMA outcomes of interest= BCVA & CST change through week 12 and differences & probability of better outcomes with Vabysmo; **For all treatments data of intravitreal Q4W dosing schemes was used for the NMA; SLR=systematic literature review; NMA=network meta-analysis; BCVA=best-corrected visual acuity; CST=central subfield thickness; DME=diabetic macular edema; nAMD=neovascular age-related macular degeneration; RE=random effects; CrI=credible interval; Q4W=every 4 weeks



Vabysmo: Real-world insights substantiate treatment benefits

Rapidly growing body of RWD confirming drying effect and durability seen in the pivotal studies

Vabysmo's growing real-world evidence base

Real-world data



>10

Vabysmo RWD studies published

>50k

Patients analysed in RWD studies

Selected RWD studies

FARETINA	FARWIDE	VOYAGER
nAMD / DME	nAMD / DME	nAMD / DME
n=32,124 / 8,970	n=6,978 / 1,309	n=220 / 107
TRUCKEE	Lueng EH et al.	Pandit SA et al.
nAMD	nAMD	nAMD
n=337	n=190	n=218

Vabysmo at ARVO (May 5-9)

36

RWD focused abstracts

35

Independent abstracts accepted

16

Roche abstracts accepted

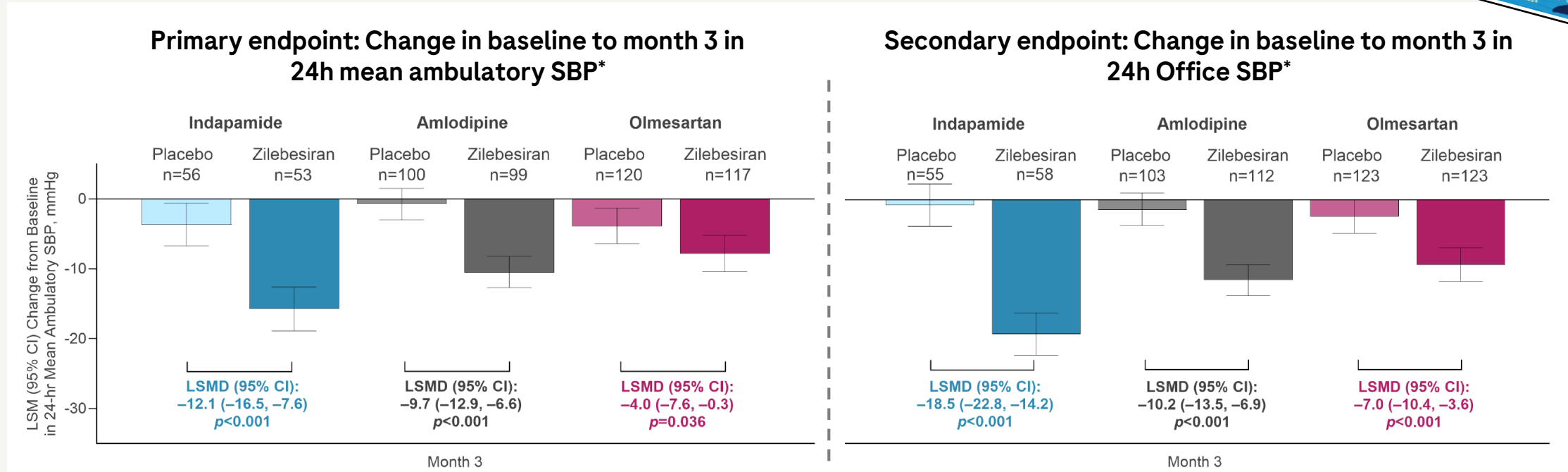


“Real-world data supports the data from the pivotal studies regarding the efficacy and safety profile of faricimab in heterogeneous real world patient populations” (Penha F et al., Int J Retina Vitreous. 2024 Jan 17;10(1):5)

Positive Ph II (KARDIA-2) for zilebesiran as add-on to SoC

Single SC dose showed clinically significant reduction in 24h mean ambulatory and office SBP at 3 months



Ph II (KARDIA-2) results in hypertension¹



- Zilebesiran demonstrated clinically significant additive reductions in time-adjusted and placebo-adjusted office SBP at 6 months across all three study cohorts, including the maximum dose of olmesartan
- Results support the potential for twice-yearly dosing, and showed an encouraging safety and tolerability profile
- Ph II (KARDIA-3) with zilebesiran as add-on to 2-4 SoC for uncontrolled hypertension with high CV risk initiated

¹ Bakris et al., ACC 2024; *Ambulatory/office blood pressure assessed while patients were receiving or within 2 weeks of stopping any rescue medication is censored; SoC=standard of care; SBP=systolic blood pressure; CI=confidence interval; LSM=least-squares mean; LSMD=LSM difference; CV=cardiovascular; zilebesiran in partnership with Alnylam Pharmaceuticals

2024: Key newsflow*

	Compound	Indication	Milestone	
 Regulatory	Alecensa	Adjuvant ALK+ NSCLC	US/EU approval	✓ US
	inavolisib + palbociclib + fulvestrant	1L <i>PIK3CA</i> -mut HR+ BC	US/EU filing	✓ US
	Tecentriq	Subcutaneous administration	US/EU approval	✓ EU
	crovalimab	PNH	US/EU approval	
	Elevidys	DMD	EU filing	
	Ocrevus 6m SC	RMS/PPMS	US/EU approval	
	Susvimo	DME/DR	US filing	
	Vabysmo	RVO	EU approval	
	Xolair	Food allergy	US approval	✓
	 Clinical results	tiragolumab + Tecentriq	1L PDL1+ NSCLC	Ph III SKYSCRAPER-01
Venclexta + azacitidine		1L high risk MDS	Ph III VERONA	
Columvi + GemOx		2L+ DLBCL	Ph III STARGLO	✓
Lunsumio + Polivy		2L+ DLBCL	Ph III SUNMO	
Gazyva		Lupus nephritis	Ph III REGENCY	
Enspryng		generalized Myasthenia gravis	Ph III LUMINESCE	(✓) <i>Not to be filed</i>
Evrysdi + GYM329		SMA	Ph II MANATEE	
prasinezumab		Parkinson's disease	Ph IIb PADOVA	
trontinemab		Alzheimer's disease	Ph Ib/IIa Brainshuttle™ AD	
vamikibart		DME	Ph II BARDENAS/ALLUVIUM	
ASO factor B		Geographic atrophy	Ph II GOLDEN STUDY	
zilebesiran		Hypertension	Ph II KARDIA-2	✓
CT-388		Obesity w/wo T2D (QW SC)	Ph I	
CT-868		T1D w. Obesity (QD SC)	Ph II	
CT-996		Obesity w/wo T2D (QW oral)	Ph I	

*Outcome studies are event-driven: timelines may change



Diagnostics Division

Matt Sause

CEO Roche Diagnostics

Q1 2024: Diagnostics Division sales

Strong base business growth more than offsetting decline in COVID-19 sales

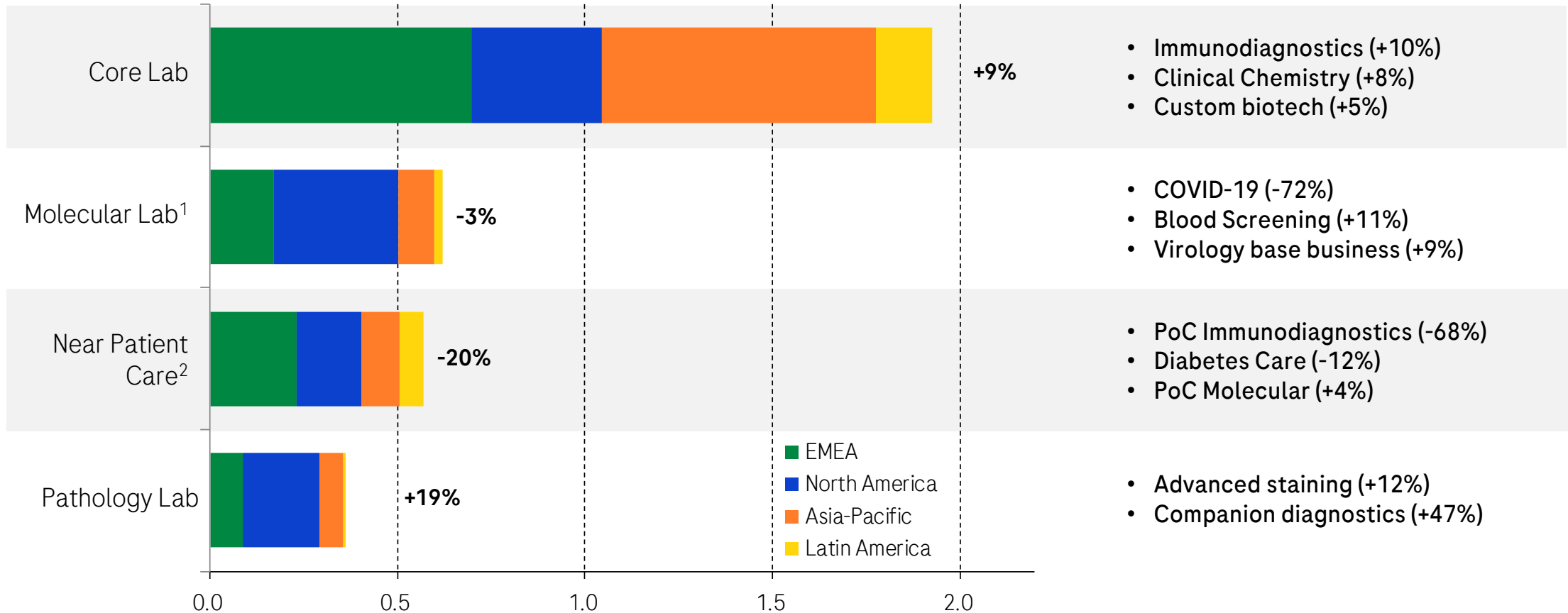
	2024	2023	Change in %	Excl.
	CHFm	CHFm	CHF	C19¹
Diagnostics Division	3,478	3,714	-6	8
Core Lab	1,925	1,928	0	9
Molecular Lab ²	620	683	-9	-3
Near Patient Care ³	570	774	-26	-20
Pathology Lab	363	329	10	19

Q1 2024: Diagnostics highlights

Strong base business growth more than offsetting decline in COVID-19 sales

CHFbn

YoY CER growth

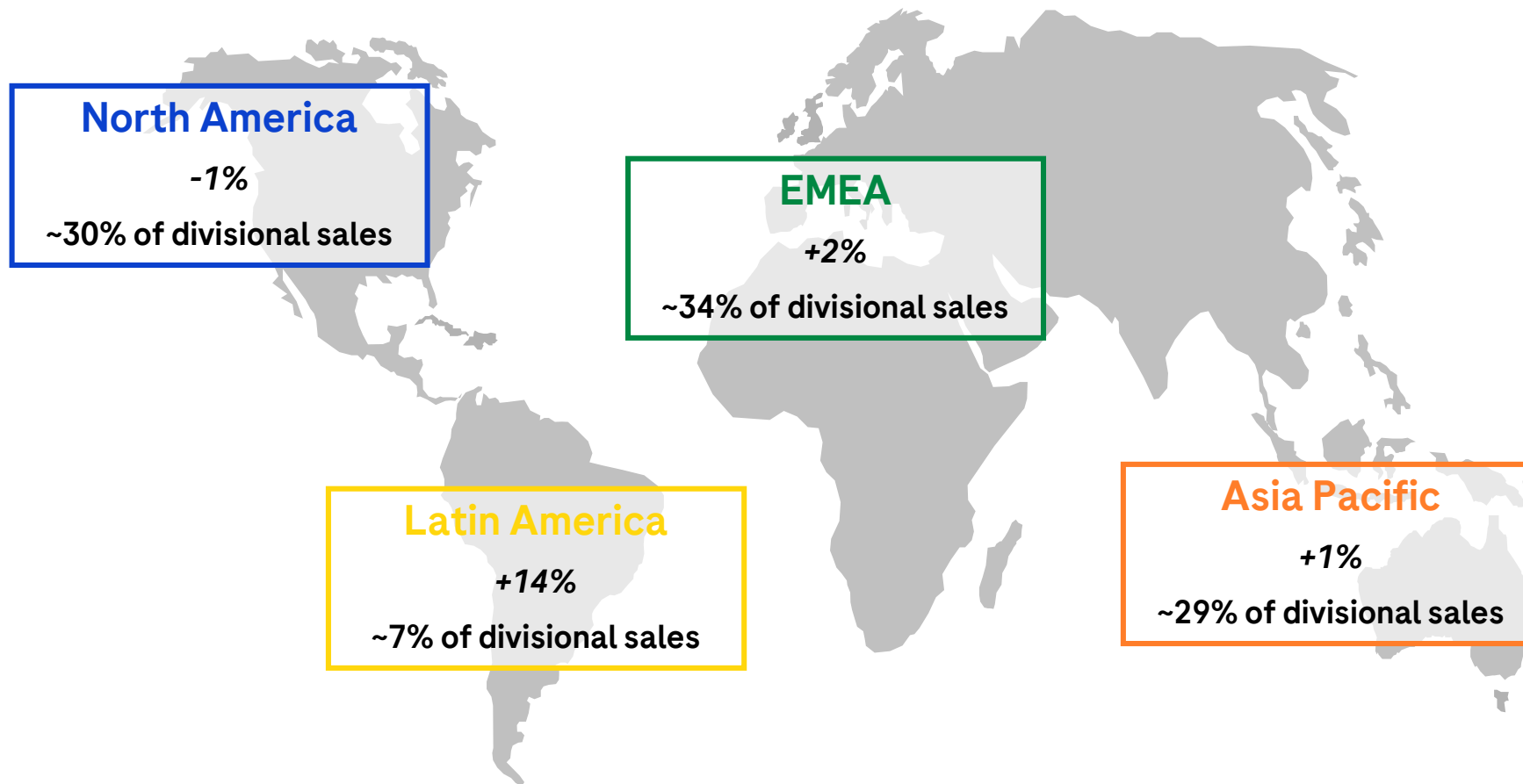


Base business=excluding COVID-19-related products; CER=Constant Exchange Rates; PoC=Point of Care; EMEA=Europe, Middle East and Africa; ¹includes FMI;

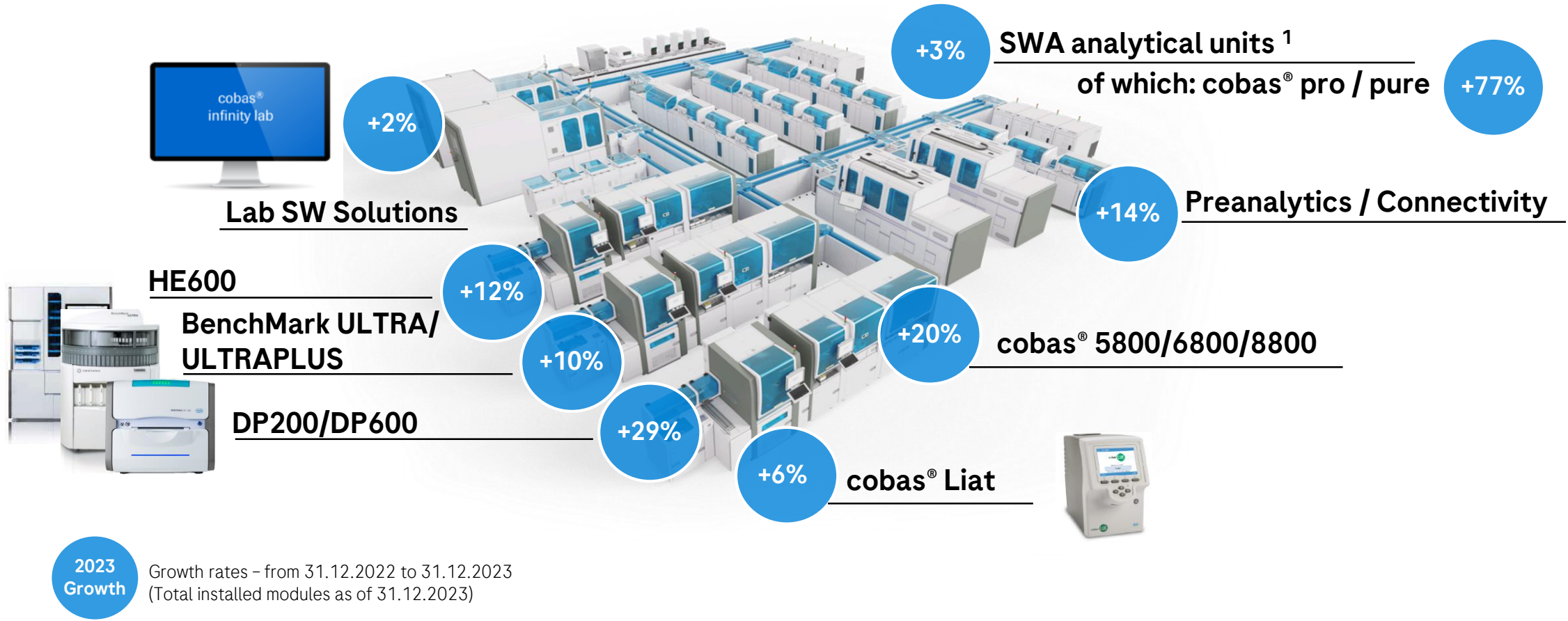
²includes Point of Care and Diabetes Care

Q1 2024: Diagnostics regional sales

Strong base business growth across all regions



Largest installed base with significant growth potential



Accu-Chek SmartGuide CGM solution

Enabling better decision-making for people with diabetes

Accu-Chek SmartGuide CGM solution



Improving diabetes management and care continuum

- Data released at ATTD shows strong performance of first Roche CGM
- 14 days of reliable and accurate real-time glucose sensor data
- Predictive algorithms for 2 hours and night-time hypo
- Addressing the needs of T1D and T2D people on insulin therapy
- Easy HCP data sharing and trusted Accu-Chek quality and customer service

The first predictive CGM solution that proactively helps to act before a problem¹ even occurs

FDA approval for cobas[®] malaria test

First molecular donor screening test to protect the blood supply from malaria infection



Test provides a more sensitive and specific malaria screening of blood donors versus current methods

Unmet medical need and medical value

- Transfusion-transmitted malaria infection can cause serious complications and death in recipients
- Increases blood safety in endemic countries and reduce donor deferrals in non-endemic countries
- Qualitative NAT detects 5 major species of malaria causing parasites

Workflow benefits

- Proprietary tube allows for direct draw and usage, increasing workflow efficiency in the lab

Projected timeline

- Currently under regulatory review for CE-IVDR approval

FDA BDD granted for pTau217 blood test¹

Alzheimer's blood tests will substantially improve disease diagnosis

Elecsys CSF ratios

FDA BDD

- tTau, pTau181 & Abeta42
- Sensitivity 90%±3%
- Specificity 90%±3%

Elecsys Amyloid Plasma Panel

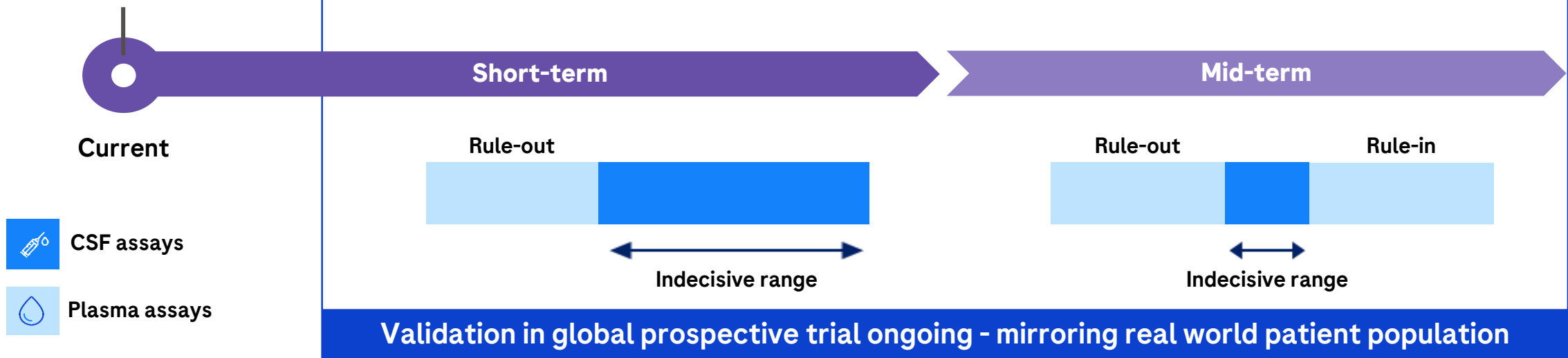
FDA BDD

- Biomarkers pTau181 & ApoE4p
- Minimize false negatives (NPV>90%)
- US & EU filing expected 2025

Rule-in blood test²

FDA BDD

- Biomarker pTau217
- Minimize false positives (PPV>90%)
- US & EU filing expected 2026



¹Elecsys® pTau217 plasma biomarker test is being developed as part of an ongoing partnership between Roche and Eli Lilly; ²Not to replace confirmatory test completely; BDD=breakthrough device designation; CSF= cerebrospinal fluid; NPV=negative predictive value; PPV=positive predictive value

Diagnostics key launches 2024

	Area	Product	Description	Markets	Status
Instruments Automation	Core Lab	i601 mass spectrometry system	Launch of an unique total solution for clinical mass spectrometry testing: fully automated, integrated and IVD-compliant	CE	
		cobas c703	Introducing high-throughput clinical chemistry testing to cobas pro integrated solutions	CE	
		cobas ISE neo	Introducing high-throughput ISE testing to cobas pro integrated solutions	CE	
	Near Patient Care	Accu-Chek SmartGuide (Continuous Glucose Monitoring)	Launch of Roche's first generation Continuous Glucose Monitoring (CGM) solution	CE	
	Molecular Lab	cobas 6800/8800 v2.0	Upgraded system with increased flexibility, higher throughput and greater automation to enable broader test menu. Retrofittable with existing cobas 6800/8800 installed base	CE	
	Pathology Lab	Primary Diagnosis Claim on DP600 US	FDA 510k Primary Diagnosis clearance on DP600 scanner as a critical step to advance Digital Pathology	US	
Tests	Core Lab	cobas pro serology solution (blood screening)	FDA approval of our serology Roche Blood Safety Solution (RBSS) for the US donor screening market (largest donor screening market globally)	US	
	Near Patient Care	cobas Liat Respiratory Panel (SARS-CoV-2, Flu A/B & RSV)	Detection and differentiation of four respiratory targets: SARS-CoV-2, Influenza A, Influenza B & respiratory syncytial virus (RSV)	US EUA	
	Molecular Lab	cobas Respiratory flex	Using novel Temperature Assisted Generation of Signal (TAGS®) Multiplex technology & digital reflex approach, enables strategic efficiency with flexible testing for cobas x800 Systems	CE US	
		cobas Malaria (blood screening)	RT qualitative PCR test on the cobas® x800 systems detecting all five plasmodium species that occur in humans. Utilized for malaria screening of blood donors, blood products, organs, and tissues	CE US	✓ US
	Pathology Lab	VENTANA Kappa Lambda Dual ISH mRNA Probe Cocktail	Aid in diagnosis of B-cell lymphomas and plasma cell neoplasms	CE US	
Digital solutions	Diagnostics Insights	navify Analytics family	Supports lab directors/managers to track, review, identify trends/challenges and optimize operations. Has four apps tailored to Core, Pathology, Molecular Labs and Point of Care	Global	

Invitation to Roche Diagnostics Investor Day 2024

Innovating Diagnostics, shaping healthcare, changing lives



cobas i601 mass spectrometry system

Roche Diagnostics Investor Day on May 22

London / hybrid event

14:00 - 16:30 CEST / 13:00 - 15:30 BST
08:00 - 10:30 am EDT / 05:00 - 07:30 am PDT

Highlights:

- Deep-dive into the current product portfolio
- Updates on key development projects and upcoming launches, including mass spectrometry, CGM, NGS

Presenters include:

- **Matt Sause**, CEO Roche Diagnostics
- **Alan Hippe**, Chief Financial and IT Officer
- **Palani Kumaresan**, Head of Roche Diagnostics Solutions (RDS)
- **Benjamin Lilienfeld**, LCL Serum Work Area Systems
- **Jochen Berchtold**, Franchise Lead Insulin Therapy Solutions
- **Ildikó Amann-Zalán**, Head of Research & Development RDS
- **Nico Michel**, LCL Infectious Diseases - Molecular Lab
- **Jill German**, Head of Pathology Lab
- **Olivier Gillieron**, LCL Cardiometabolic and Neurology

Doing now what patients need next

Changes to the development pipeline

Q1 2024 update

New to phase I	New to phase II	New to phase III	New to registration
		<p>2 AIs: RG6058 tiragolumab + Tecentriq - NSCLC adj. RG7716 Vabysmo - myopic choroidal neovascularization (CNV)</p>	<p>1 AI (US): RG3625 TNKase - stroke</p>
Removed from phase I	Removed from phase II	Removed from phase III	Approvals
<p>4 NMEs: RG6526 camonsertib - solid tumors RG6185 belvarafenib + Cotellic ± T - solid tumors RG6286 NME - CRC RG6163 NME - psychiatric disorders</p>		<p>1 AI: RG6168 Enspryng - myasthenia gravis</p>	<p>2 AI (US): RG3648 Xolair - food allergy RG7853 Alecensa - ALK+ NSCLC adj.</p>

Status as of April 17, 2024

Roche Group development pipeline

Phase I (48 NMEs + 8 AIs)

RG6026	Columvi monotherapy + combos	heme tumors	CHU	glypican-3 x CD3	solid tumors
RG6058	tiragolumab combos	solid tumors	CHU	codrituzumab	HCC
RG6076	englumafusp alfa combos	heme tumors	CHU	CD137 switch antibody	solid tumors
RG6114	inavolisib	solid tumors	CHU	RAS inhibitor	solid tumors
RG6160	cevastamab	r/r multiple myeloma	CHU	SPYK04	solid tumors
RG6171	giredestrant monotherapy + combos	solid tumors	CHU	anti-CLDN6 trispecific	CLDN6+ solid tumors
RG6194	runimotamab	breast cancer	CHU	ROSE12	solid tumors
RG6234	forimtamig monotherapy + combos	multiple myeloma	RG6107	PiaSky (crovalimab)	lupus nephritis
RG6279	eciskafusp alfa ± T	solid tumors	RG6287	-	immunology
RG6292	vopikitug combos	solid tumors	RG6315	-	fibrosis
RG6323	efbalropoendekin alfa (IL15/IL15Ra-Fc) ± T	heme & solid tumors	RG6382	-	SLE
RG6330	divarasib monotherapy + combos	solid tumors	RG6418*	selnoflast	inflammation
RG6333	CD19 x CD28 + Columvi	r/r NHL	RG6421	TMEM16A potentiator	cystic fibrosis
RG6344	BRAF inhibitor (3)	solid tumors	RG7828	Lunsumio	SLE
RG6411	-	solid tumors	CHU	anti-HLA-DQ2.5 x gluten peptides	celiac disease
RG6433	migoprotafib (SHP2i) combos	solid tumors	CHU	RAY121	Immunology
RG6440	anti-latent TGF-β1 (SOF10)	solid tumors	RG6006	zosurabalpin	bacterial infections
RG6457	WRN covalent inhibitor	solid tumors	RG6436***	LepB inhibitor	complicated urinary tract infection
RG6468	-	solid tumors	RG6449	HBsAg MAb	chronic hepatitis B
RG6512	FIXa x FX	Hemophilia	RG6640 ³	GLP-1/GIP RA (CT-388)	obesity +/- T2D
RG6524	DLL3 trispecific	solid tumors	RG6652 ³	GLP-1 RA (CT-996)	obesity +/- T2D
RG6537	AR degrader	mCRPC	RG6035	Brainshuttle™ CD20	multiple sclerosis
RG6538 ¹	P-BCMA-ALLO1	heme tumors	RG6182	MAGL inhibitor	multiple sclerosis
RG6596 ²	HER2 TKI	HER2+ BC	RG6289	gamma-secretase modulator	Alzheimer's
RG6614	USP1 inhibitor	solid tumors	RG6120	zifibancimig	nAMD
RG7827	FAP-4-1BBL combos	solid tumors	RG6209	-	retinal disease
RG7828	Lunsumio monotherapy + combos	heme tumors	RG6351	-	retinal disease
			RG7921	-	RVO
			CHU	REVN24	acute diseases

Phase II (20 NMEs + 10 AIs)

	tiragolumab + T	NSCLC			
RG6058	tiragolumab + T + chemo	NSCLC periadjuvant			
	tiragolumab + T	1L PD-L1+ mSCCHN			
RG6107	PiaSky (crovalimab)	sickle cell disease			
RG6139	tobemstomig monotherapy + combos	solid tumors			
RG6171	giredestrant	endometrial cancer			
RG6180	autogene cevumeran	solid tumors			
RG6357	dirloctogene samoparvovec	hemophilia A			
RG6341	-	chronic cough			
RG6536	vixarelimab	IPF/SSc-ILD			
RG6631 ⁴	anti-TL1A	ulcerative colitis			
RG6631 ⁴	anti-TL1A	Crohn's disease			
RG7854/ RG6346/ RG6084**	ruzotolimod/xalnesiran/PDL1 LNA	HBV			
RG6359	SPK-3006	Pompe disease			
RG6615 ⁵	zilebesiran	hypertension			
RG6641 ³	GLP-1/GIP RA (CT-868)	T1D with BMI ≥ 25			
RG6042	tominersen	Huntington's			
RG6102	trontinemab	Alzheimer's			
RG6237	anti-latent myostatin + Evrysdi	SMA			
	anti-latent myostatin	FSHD			
RG6356	Elevidys	0 to <4 year old DMD			
RG6416	bepranemab	Alzheimer's			
RG7816	alogabat	ASD			
RG7935	prasinezumab	Parkinson's			
RG6179	vamikibart	DME			
RG6299 ⁶	ASO factor B	geographic atrophy			
RG6501	OpRegen	geographic atrophy			
CHU	anti-IL-8 recycling antibody	endometriosis			

	New Molecular Entity (NME)		Cardiovascular & Metabolism
	Additional Indication (AI)		Neurology
	Oncology / Hematology		Ophthalmology
	Immunology		Other
	Infectious Diseases		

Status as of April 17, 2024

RG-No - Roche/Genentech; CHU - Chugai managed; ¹Poseida Therapeutics managed; ²co-development with Zion Pharma; ³Carmot Therapeutics managed; ⁴Telavant managed (TUSCANY-2 and TAHOE); ⁵Alnylam Pharmaceuticals managed; ⁶IONIS managed; T=Tecentriq; *also developed in neurology; **combination platform; *** moving forward with alternative LepB inhibitor (previously RG6319); RA=Receptor agonist

Roche Group development pipeline

Phase III (9 NMEs + 40 AIs)

RG3502	Kadcyla + T	HER-2+ eBC high-risk	RG6149	astegolimab	COPD
RG6026	Columvi + chemo	2L+ DLBCL	RG6299	ASO factor B	IgA nephropathy
	Columvi + Polivy + R-CHP	1L DLBCL	RG7159	Gazyva	lupus nephritis
	Columvi	r/r MCL		Gazyva	membranous nephropathy
tiragolumab + T	1L PD-L1 high NSCLC	Gazyva		systemic lupus erythematosus	
tiragolumab + T + chemo	1L esophageal cancer	Gazyva		childhood onset idiopathic nephrotic syndrome**	
RG6058	tiragolumab + T	locally advanced esophageal cancer	RG6152	Xofluza	influenza, pediatric (0-1 year)
	tiragolumab + T	stage III unresectable 1L NSCLC		Xofluza	influenza direct transmission
	tiragolumab + T + chemo	1L non-squamous NSCLC	RG1594	Ocrevus higher dose	RMS & PPMS
	tiragolumab + T	NSCLC adj	RG6168	Enspryng	MOG-AD
	tiragolumab + T + Avastin	1L HCC	RG6356	Enspryng	autoimmune encephalitis
RG6107	PiaSky (crovalimab)	aHUS	RG7845	Elevidys	DMD
RG6114	inavolisib + palbociclib + fulv.	1L HR+ PIK3CA-mut. mBC	RG6168	fenebrutinib	RMS
	inavolisib + fulvestrant	post CDKi HR+ PIK3CA-mut. BC		fenebrutinib	PPMS
	inavolisib + Phesgo	1L HER2+ PIK3CA-mut. mBC	RG6179	Enspryng	TED
RG6171	giredestrant + palbociclib	1L ET sensitive ER+/HER2- mBC	RG6321	vamikibart	UME
	giredestrant	ER+ BC adj		Susvimo	DME
	giredestrant + Phesgo	1L ER+/HER2+ BC		Susvimo	DR
	giredestrant + CDK4/6i	1L ET resistant ER+/HER2- BC	RG7716	Susvimo	wAMD, 36-week
RG6330	divarasib	2L NSCLC		Vabysmo	CNV
RG7446	Tecentriq + platinum chemo	NSCLC periaj			
	Tecentriq + BCG	NMIBC, high-risk			
	Tecentriq + capecitabine or carbo/gem	1L TNBC			
	Tecentriq + Avastin	HCC adj			
	Tecentriq	ctDNA+ high-risk MIBC			
	Tecentriq + lurbinectedin	1L maintenance SCLC			
RG7601	Venclexta + azacitidine	1L MDS			
RG7828	Lunsumio + lenalidomide	2L+ FL			
	Lunsumio + Polivy	2L+ DLBCL			

Registration US & EU (1 NME + 6 AIs)

RG6107*	PiaSky (crovalimab)	PNH
RG7446	Tecentriq SC ¹	all approved indications
RG7853	Alecensa ²	ALK+ NSCLC adj
RG1594	Ocrevus SC	RMS & PPMS
RG3625	TNKase ³	stroke
RG7716	Vabysmo ²	BRVO
	Vabysmo ²	CRVO

T=Tecentriq

*Approved in China Q1 2024

**also known as pediatric nephrotic syndrome (PNS)

¹Approved in EU, filed in US

²Approved in US, filed in EU

³Filed in US

 New Molecular Entity (NME)	 Cardiovascular & Metabolism
 Additional Indication (AI)	 Neurology
 Oncology / Hematology	 Ophthalmology
 Immunology	 Other
 Infectious Diseases	

Status as of April 17, 2024

Expected regulatory submissions*

New Molecular Entities: Lead and additional indications



*Filing timelines reflect the anticipated filing of a potential indication; projects shown are in phase II and phase III

✓ Indicates submission to health authorities has occurred

Unless stated otherwise submissions are planned to occur in US and EU

T=Tecentriq, RA=Receptor agonist

¹Telavant managed (TUSCANY-2 and TAHOE)

²IONIS managed

³Alnylam Pharmaceuticals managed

⁴Carmot Therapeutics managed

									RG6171	giredestrant endometrial cancer		RG6237	anti-latent myostatin + Evrysdi SMA	
									RG6171	giredestrant + CDK4/6i 1L ET resistant ER+/HER2- BC		RG6237	anti-latent myostatin FSDH	
								RG6058	tiragolumab + T + chemo 1L non-sq NSCLC			RG6356	Elevidys 0 to <4 year old DMD	
								RG6058	tiragolumab + T NSCLC adj		RG6180	autogene cevumeran solid tumors		
								RG6058	tiragolumab + T 1L PD-L1+ mSCCHN		RG6330	divarasib 2L NSCLC	RG6416	bepranemab Alzheimer's
								RG6058	tiragolumab+T+/-chemo NSCLC periadjuvant		RG6299	ASO factor B IgA nephropathy	RG7816	alogabat ASD
								RG6058	tiragolumab + T + chemo 1L esophageal cancer (CN)		RG6341	NME chronic cough	RG7935	prasinezumab Parkinson's
								RG6058	tiragolumab + T locally adv esophageal cancer		RG6536	vixarelimab IPF & SSc-ILD	RG6179	vamikibart DME
								RG6107	PiaSky (crovalimab) aHUS		RG66311	anti-TL1A ulcerative colitis	RG6299 ²	ASO factor B geographic atrophy
								RG6114	Inavolisib + fulvestrant post CDKi HR+ PIK3CA-mut. BC		RG66311	anti-TL1A Crohn's disease	RG6321	Susvimo wAMD, 36-week refill
								RG6114	Inavolisib + Phesgo 1L HER2+ PIK3CA-mut. mBC		RG7854/ RG6346/ RG6084	ruzotolimod/xalnesiran/ PDL1 LNA HBV	RG6501	OpRegen geographic atrophy
								RG6114	giredestrant + palbociclib 1L ET sensitive ER+/HER2- mBC		RG6042	tominersen Huntington's	RG6615 ³	zilebesiran hypertension
								RG6139	tobemstomig solid tumors		RG6102	trontinemab Alzheimer's	RG6641 ⁴	GLP-1/GIP RA (CT-868) T1D with BMI ≥ 25
								RG6179	vamikibart UME					
								RG6171	giredestrant ER+ BC adj					
								RG6171	giredestrant + Phesgo 1L ER+/HER2+ BC					



Status as of April 17, 2024

Expected regulatory submissions*

Marketed products: Additional indications

 New Molecular Entity (NME)	 Cardiovascular & Metabolism
 Additional Indication (AI)	 Neurology
 Oncology / Hematology	 Ophthalmology
 Immunology	 Other
 Infectious Diseases	

✓ Indicates submission to health authorities has occurred
 Unless stated otherwise submissions are planned to occur in US and EU
 *Filing timelines reflect the anticipated filing of a potential indication;
 projects shown are in phase II and phase III
 **also known as pediatric nephrotic syndrome (PNS)

RG7828	Lunsumio + lenalidomide 2L FL+
RG7828	Lunsumio + Polivy 2L+ DLBCL (US)
RG7446	Tecentriq+ lurbinectedin 1L maintenance SCLC
RG7446	Tecentriq ctDNA+ high-risk MIBC
RG7446	Tecentriq NSCLC periaj
RG7601	Venclexta + azacitidine 1L MDS
RG1594	Ocrevus higher dose RMS & PPMS
RG6168	Enspryng autoimmune encephalitis
RG6168	Enspryng TED
RG7159	Gazyva membranous nephropathy
RG7159	Gazyva systemic lupus erythematosus
RG3502	Kadcyla + Tecentriq HER-2+ eBC high-risk
RG6026	Columvi + Polivy + R-CHP 1L DLBCL
RG6026	Columvi r/r MCL
RG7446	Tecentriq + BCG High-risk NMIBC
RG7159	Gazyva childhood onset idiopathic nephrotic syndrome**
RG6168	Enspryng MOG-AD
RG7716	Vabysmo CNV

RG6026	Columvi + chemo 2L DLBCL	RG7159	Gazyva lupus nephritis
RG7446	Tecentriq + Avastin HCC adj	RG3625	TNKase stroke ✓
RG7446	Tecentriq + capecitabine or carbo/gem TNBC	RG6152	Xofluza direct transmission
		RG6152	Xofluza influenza, pediatric (0-1 year)



Status as of April 17, 2024

Major pending approvals 2024

US		EU		China		Japan-Chugai	
RG7446	Tecentriq SC all approved indications Filed Nov 2022	RG6107	PiaSky (crovalimab) PNH Filed June 2023	RG7716	Vabysmo BRVO/CRVO Filed March 2023	RG7853	Alecensa ALK+ NSCLC adj Filed Dec 2023
RG6107	PiaSky (crovalimab) PNH Filed June 2023	RG7716	Vabysmo BRVO/CRVO Filed Aug 2023	RG1594	Ocrevus RMS & PPMS Filed June 2023	RG7916	Evrysdi SMA presymptomatic pediatric <2mo Filed Feb 2024
RG1594	Ocrevus SC RMS & PPMS Filed Nov 2023	RG1594	Ocrevus SC RMS & PPMS Filed Aug 2023	RG7853	Alecensa ALK+ NSCLC adj Filed Nov 2023	RG7446	Tecentriq Alveolar Soft Part Sarcoma Filed March 2024
		RG7853	Alecensa ALK+ NSCLC adj Filed Nov 2023	RG7828	Lunsumio 3L+ FL Filed Dec 2023	RG7828	Lunsumio 3L+ FL Filed March 2024
						RG99	CellCept SSc-ILD Filed March 2024

New Molecular Entity (NME)
 Additional Indication (AI)
 Oncology / Hematology
 Immunology
 Infectious Diseases

Cardiovascular & Metabolism
 Neurology
 Ophthalmology
 Other

Status as of April 17, 2024

Major granted approvals 2024

US		EU		China		Japan-Chugai	
RG3648	Xolair Food allergy Feb 2024	RG7446	Tecentriq SC all approved indications Jan 2024	RG6107	PiaSky (crovalimab) PNH Feb 2024*	RG6107	PiaSky (crovalimab) PNH March 2024
RG7853	Alecensa ALK+ NSCLC adj April 2024					RG7716	Vabysmo BRVO/CRVO March 2024

*First worldwide approval

- New Molecular Entity (NME)
- Additional Indication (AI)
- Oncology / Hematology
- Immunology
- Infectious Diseases

- Cardiovascular & Metabolism
- Neurology
- Ophthalmology
- Other

Status as of April 17, 2024

Roche Group development pipeline

Marketed products development programmes

Roche Pharma global development programmes

Roche Pharma research and early development (pRED)

Genentech research and early development (gRED)

Spark

Pharma sales appendix

Diagnostics sales appendix

Foreign exchange rates information

Hemlibra (emicizumab, RG6013)

Factor VIII mimetic for treatment of hemophilia A

Indication	Hemophilia A patients without inhibitors to factor VIII	Hemophilia A patients with and without inhibitors to Factor VIII, dosing every 4 weeks
Phase/study	Phase III HAVEN 3	Phase III HAVEN 4
# of patients	N=135	N=46
Design	<p>Patients on FVIII episodic treatment prior to study entry:</p> <ul style="list-style-type: none"> ▪ ARM A: Hemlibra prophylaxis QW ▪ ARM B: Hemlibra prophylaxis Q2W ▪ ARM C: Episodic FVIII treatment; switch to Hemlibra prophylaxis possible after 24 weeks <p>Patients on FVIII prophylaxis prior to study entry:</p> <ul style="list-style-type: none"> ▪ ARM D: Hemlibra prophylaxis QW 	<ul style="list-style-type: none"> ▪ Part I: Pharmacokinetic run-in part (N=6); Hemlibra Q4W ▪ Part II: Expansion part (N=40); Hemlibra Q4W
Primary endpoint	<ul style="list-style-type: none"> ▪ Number of bleeds over 24 weeks 	<ul style="list-style-type: none"> ▪ Number of bleeds over 24 weeks
Status	<ul style="list-style-type: none"> ▪ Study met primary and key secondary endpoints Q4 2017 ▪ FDA granted Breakthrough Therapy Designation April 2018 ▪ Data presented at WFH 2018 ▪ Filed in US (priority review) and EU in Q2 2018 ▪ Data published in <i>NEJM</i> 2018; 379: 811-822 	<ul style="list-style-type: none"> ▪ Pharmacokinetic run-in data at ASH 2017 ▪ Positive interim analysis outcome reported Q4 2017 ▪ Data presented at WFH 2018 ▪ Interim data filed in US and EU in Q2 2018 ▪ Data published in <i>Lancet Haematology</i> 2019; 6(6):e295-e305
	<ul style="list-style-type: none"> ▪ Approved in US Q4 2018 and EU Q1 2019 	
CT Identifier	NCT02847637	NCT03020160

In collaboration with Chugai

ASH=American Society of Hematology; WFH=World Federation of Hemophilia; NEJM=New England Journal of Medicine

Hemlibra (emicizumab, RG6013)

Factor VIII mimetic for treatment of hemophilia A

Indication	Hemophilia A patients with and without inhibitors to Factor VIII	Hemophilia A mild to moderate patients without inhibitors to Factor VIII
Phase/study	Phase III HAVEN 5	Phase III HAVEN 6
# of patients	N=85	N=70
Design	Patients with Hemophilia regardless of FVIII inhibitor status on prophylactic or episodic treatment prior to study entry: <ul style="list-style-type: none"> ▪ ARM A: Hemlibra prophylaxis QW ▪ ARM B: Hemlibra prophylaxis Q4W ▪ ARM C: No prophylaxis (control arm) 	Patients with mild or moderate Hemophilia A without FVIII inhibitors <ul style="list-style-type: none"> ▪ Hemlibra QW (1.5mg/kg), Q2W (3.0mg/kg) or Q4W (6.0mg/kg) (patients preference)
Primary endpoint	<ul style="list-style-type: none"> ▪ Number of bleeds over 24 weeks 	<ul style="list-style-type: none"> ▪ Safety and efficacy
Status	<ul style="list-style-type: none"> ▪ FPI Q2 2018 ▪ Recruitment completed Q1 2019 ▪ Filed in China Q2 2020 ▪ Approved in China Q2 2021 	<ul style="list-style-type: none"> ▪ FPI Q1 2020, recruitment completed Q1 2021 ▪ Interim data presented at ASH 2021 and primary data presented at ISTH 2022 ▪ Filed in EU Q4 2021 ▪ Data presented at ASH 2022 ▪ Approved in EU for moderate Hemophilia A Q1 2023 ▪ Data published in <i>Lancet Haematology</i> 2023; 10(3)e168-e177
CT Identifier	NCT03315455	NCT04158648

In collaboration with Chugai

ASH=American Society of Hematology; ISTH=International Society on Thrombosis and Haemostasis

Alecensa (alectinib, RG7853)

New CNS-active inhibitor of anaplastic lymphoma kinase

Indication	Treatment-naïve ALK+ advanced NSCLC	Adjuvant ALK+ NSCLC
Phase/study	Phase III ALEX	Phase III ALINA
# of patients	N=286	N=257
Design	<ul style="list-style-type: none"> ▪ ARM A: Alecensa 600mg BID ▪ ARM B: Crizotinib 250mg BID 	<ul style="list-style-type: none"> ▪ ARM A: Alecensa 600mg BID ▪ ARM B: Platinum-based chemotherapy
Primary endpoint	<ul style="list-style-type: none"> ▪ Progression-free survival 	<ul style="list-style-type: none"> ▪ Disease-free survival
Status	<ul style="list-style-type: none"> ▪ Data presented at ASCO 2017, 2018, ESMO 2017, 2018 and 2019 (final PFS and updated OS) ▪ Data published in <i>NEJM</i> 2017; 377:829-838 ▪ Approved in US Q4 2017 (priority review) and in EU Q4 2017 	<ul style="list-style-type: none"> ▪ FPI Q3 2018 ▪ Recruitment completed Q4 2021 ▪ Study met its primary endpoint Q3 2023 ▪ Primary data presented at ESMO 2023 ▪ Filed in EU, China and Japan Q4 2023 ▪ Approved in US Q2 2024 (priority review) ▪ Data published in <i>NEJM</i> 2024; 390:1265-12
CT Identifier	NCT02075840	NCT03456076

In collaboration with Chugai

ALK=anaplastic lymphoma kinase; CNS= Central nervous system; NSCLC=non-small cell lung cancer; OS=Overall survival, PFS=Progression-free survival; ASCO=American Society of Clinical Oncology; NEJM=New England Journal of Medicine; ESMO=European Society for Medical Oncology

Kadcyla (trastuzumab emtansine, RG3502)

First ADC for HER2-positive breast cancer

Indication	HER2-positive early breast cancer (BC) high-risk patients	HER2-positive early breast cancer (BC) high-risk patients
Phase/study	Phase III KATHERINE	Phase III ASTEFANIA
# of patients	N=1,484	N=1,700
Design	<ul style="list-style-type: none"> ▪ ARM A: Kadcyla 3.6mg/kg Q3W ▪ ARM B: Herceptin 	<ul style="list-style-type: none"> ▪ ARM A: Kadcyla plus Tecentriq ▪ ARM B: Kadcyla plus placebo
Primary endpoint	<ul style="list-style-type: none"> ▪ Invasive disease-free survival 	<ul style="list-style-type: none"> ▪ Invasive disease-free survival
Status	<ul style="list-style-type: none"> ▪ Stopped at pre-planned interim data analysis for efficacy Q4 2018 ▪ Data presented at SABCs 2018 ▪ BTD granted by FDA in Q1 2019 ▪ Filed in US (under RTOR) and EU Q1 2019 ▪ Approved in US Q2 2019 and in EU Q4 2019 ▪ Data published in <i>NEJM</i> 2019; 380:617-628 ▪ 7-year data presented at SABCs 2023 	<ul style="list-style-type: none"> ▪ FPI Q2 2021
CT Identifier	NCT01772472	NCT04873362

In collaboration with ImmunoGen, Inc.

ADC=antibody drug conjugate; BTD=Breakthrough therapy designation; HER2=Human Epidermal growth factor Receptor 2; SABCs=San Antonio Breast Cancer Symposium; RTOR=Real time oncology review; NEJM=New England Journal of Medicine

Phesgo (pertuzumab/trastuzumab, RG6264)

FDC of Perjeta and Herceptin for subcutaneous administration

Indication	HER2-positive early breast cancer (BC)	
Phase/study	Phase III FeDeriCa	Phase II PHranceSCa
# of patients	N=500	N=160
Design	Phesgo in combination with chemotherapy in neoadjuvant/adjuvant setting <ul style="list-style-type: none"> ▪ ARM A: Perjeta IV plus Herceptin IV plus chemotherapy ▪ ARM B: Phesgo plus chemotherapy 	<ul style="list-style-type: none"> ▪ ARM A: Perjeta and Herceptin IV followed by Phesgo ▪ ARM B: Phesgo followed by IV
Primary endpoint	<ul style="list-style-type: none"> ▪ Trough Serum Concentration (C_{trough}) of Perjeta during cycle 7 	<ul style="list-style-type: none"> ▪ Percentage of patients who preferred Phesgo
Status	<ul style="list-style-type: none"> ▪ Primary endpoint met Q3 2019 ▪ Data presented at SABCs 2019 ▪ Data published in <i>Lancet Oncology</i> 2021; 22(1):85-97 	<ul style="list-style-type: none"> ▪ Final analysis completed, 85% patients preferred Phesgo ▪ Data presented at ESMO 2020 ▪ Data published in <i>Eur J Cancer</i> 2021; 152:223-232
	<ul style="list-style-type: none"> ▪ Filed in US Q4 2019 & in EU Q1 2020; Approved in US Q2 2020 and EU Q4 2020 	
CT Identifier	NCT03493854	NCT03674112

SC with Halozyme's rHuPH20/ Halozyme's human hyaluronidase

FDC=Fixed-dose combination; Phesgo=FDC of Perjeta and Herceptin for SC administration; HER2=Human Epidermal growth factor Receptor 2, IV=intravenous; SC=Subcutaneous; SABCs=San Antonio Breast Cancer Symposium; Eur J Cancer=European Journal of Cancer; ESMO=European Society for Medical Oncology

Tecentriq (atezolizumab, RG7446)

Anti-PD-L1 cancer immunotherapy – lung cancer

Indication	Adjuvant NSCLC	Perioperative NSCLC
Phase/study	Phase III IMpower010	Phase III IMpower030
# of patients	N=1,280	N=450
Design	<p>Following adjuvant cisplatin-based chemotherapy</p> <ul style="list-style-type: none"> ▪ ARM A: Tecentriq ▪ ARM B: Best supportive care 	<ul style="list-style-type: none"> ▪ ARM A: Tecentriq plus platinum-based chemotherapy ▪ ARM B: Platinum-based chemotherapy
Primary endpoint	<ul style="list-style-type: none"> ▪ Disease-free survival 	<ul style="list-style-type: none"> ▪ Event-free survival
Status	<ul style="list-style-type: none"> ▪ Recruitment completed Q3 2018 ▪ Study met primary endpoint Q1 2021 ▪ Data presented at ASCO, WCLC and ESMO 2021 ▪ Filed in US (priority review) and EU Q2 2021 ▪ Data published in <i>Lancet</i> 2021; 398(10308):1344-1357 ▪ Approved in US Q4 2021 and EU Q2 2022 	<ul style="list-style-type: none"> ▪ FPI Q2 2018 ▪ Recruitment completed Q3 2021
CT Identifier	NCT02486718	NCT03456063

Tecentriq (atezolizumab, RG7446)

Anti-PD-L1 cancer immunotherapy – lung cancer

Indication	1L maintenance extensive-stage SCLC	Stage IV NSCLC
Phase/study	Phase III IMforte ¹	Phase Ib/III IMscin001 ²
# of patients	N=450	N=371
Design	<ul style="list-style-type: none"> ▪ ARM A: Platinum-etoposide + Tecentriq followed by maintenance Tecentriq plus lurbinectedin ▪ ARM B: Platinum-etoposide + Tecentriq followed by maintenance Tecentriq 	<p>Phase Ib</p> <ul style="list-style-type: none"> ▪ Dose finding, Tecentriq SC followed by Tecentriq IV <p>Phase III</p> <ul style="list-style-type: none"> ▪ 2L NSCLC non inferiority of Tecentriq SC vs Tecentriq IV
Primary endpoint	<ul style="list-style-type: none"> ▪ Progression-free survival and overall survival 	<ul style="list-style-type: none"> ▪ Observed concentration of Tecentriq in serum at cycle 1
Status	<ul style="list-style-type: none"> ▪ FPI Q4 2021 ▪ Recruitment completed Jan 2024 	<ul style="list-style-type: none"> ▪ FPI Phase Ib Q4 2018 and FPI Phase III Q4 2020 ▪ Recruitment completed Q1 2022 ▪ Study met its primary end point Q3 2022 ▪ Data presented at ESMO-IO 2022 ▪ Filed in US and EU Q4 2022 ▪ Data published in <i>Ann. Oncol.</i> 2023; 34(8):693-702 ▪ Approved in EU Jan 2024
CT Identifier	NCT05091567	NCT03735121

¹In collaboration with Jazz Pharma, ²SC with Halozyme's rHuPH20/ Halozyme's human hyaluronidase
 NSCLC=non-small cell lung cancer; PD-L1=Programmed cell death-ligand 1; SCLC=small cell lung cancer, SC=Subcutaneous, IV=Intravenous; ESMO-IO=European Society for Medical Oncology-Immuno-Oncology

Tecentriq (atezolizumab, RG7446)

Anti-PD-L1 cancer immunotherapy – urothelial carcinoma

Indication	High-risk non-muscle-invasive bladder cancer (NMIBC)	ctDNA+, high-risk muscle-invasive bladder cancer (MIBC)
Phase/study	Phase III ALBAN	Phase III IMvigor011
# of patients	N=516	N=495
Design	<ul style="list-style-type: none"> ▪ ARM A: BCG induction and maintenance ▪ ARM B: Tecentriq plus BCG induction and maintenance 	<ul style="list-style-type: none"> ▪ ARM A: Tecentriq monotherapy ▪ ARM B: Placebo
Primary endpoint	<ul style="list-style-type: none"> ▪ Recurrence-free survival 	<ul style="list-style-type: none"> ▪ Recurrence-free survival
Status	<ul style="list-style-type: none"> ▪ FPI Q4 2018 	<ul style="list-style-type: none"> ▪ FPI Q2 2021
CT Identifier	NCT03799835	NCT04660344

Tecentriq (atezolizumab, RG7446)

Anti-PD-L1 cancer immunotherapy – hepatocellular carcinoma

Indication	Adjuvant hepatocellular carcinoma (HCC)
Phase/study	Phase III IMbrave050
# of patients	N=668
Design	<ul style="list-style-type: none"> ▪ ARM A: Tecentriq plus Avastin ▪ ARM B: Active surveillance
Primary endpoint	<ul style="list-style-type: none"> ▪ Recurrence-free survival
Status	<ul style="list-style-type: none"> ▪ FPI Q4 2019 ▪ Recruitment completed Q4 2021 ▪ Study met its primary endpoint Q1 2023 ▪ Data presented at AACR 2023 and ASCO 2023 (PROs) ▪ Data published in <i>Lancet</i> 2023; 402(10415):1835-1847
CT Identifier	NCT04102098

PD-L1=Programmed cell death-ligand 1; AACR=American Association for Cancer Research; PROs=Patient-reported outcomes

Tecentriq (atezolizumab, RG7446)

Anti-PD-L1 cancer immunotherapy – breast cancer

Indication	Previously untreated metastatic triple negative breast cancer (TNBC)	
Phase/study	Phase III IMpassion130	Phase III IMpassion132
# of patients	N=902	N=572
Design	<ul style="list-style-type: none"> ▪ ARM A: Tecentriq plus nab-paclitaxel ▪ ARM B: Placebo plus nab-paclitaxel 	<ul style="list-style-type: none"> ▪ ARM A: Tecentriq plus capecitabine or carbo/gem ▪ ARM B: Placebo plus capecitabine or carbo/gem
Primary endpoint	<ul style="list-style-type: none"> ▪ Progression-free survival and overall survival (co-primary endpoint) 	<ul style="list-style-type: none"> ▪ Overall survival
Status	<ul style="list-style-type: none"> ▪ Study met co-primary endpoint of PFS in both PD-L1+ and ITT populations Q3 2018 ▪ Primary PFS and interim OS data presented at ESMO 2018 and ASCO 2019 ▪ Data published in <i>NEJM</i> 2018; 379:2108-2121 ▪ US accelerated approval Q1 2019 – US indication voluntarily withdrawn Q3 2021 ▪ Approved in EU Q3 2019 ▪ Final OS presented at ESMO Asia 2020 	<ul style="list-style-type: none"> ▪ FPI Q1 2018
CT Identifier	NCT02425891	NCT03371017

Carbo/gem=gemcitabine and carboplatin; ITT=Intention to treat; PD-L1=Programmed cell death-ligand 1; PFS=Progression-free survival; OS=Overall survival; ESMO=European Society for Medical Oncology; ASCO=American Society of Clinical Oncology; NEJM=New England Journal of Medicine

Tecentriq (atezolizumab, RG7446)

Anti-PD-L1 cancer immunotherapy – breast cancer

Indication	Neoadjuvant triple negative breast cancer (TNBC)
Phase/study	Phase III IMpassion031
# of patients	N=333
Design	<ul style="list-style-type: none"> ▪ ARM A: Tecentriq plus nab-paclitaxel ▪ ARM B: Placebo plus nab-paclitaxel
Primary endpoint	<ul style="list-style-type: none"> ▪ Percentage of participants with pathologic complete response
Status	<ul style="list-style-type: none"> ▪ Study met primary endpoint Q2 2020 ▪ Data presented at ESMO 2020 ▪ Data published in <i>Lancet</i> 2020;396 (10257):1090-1100 ▪ Filed in EU Q4 2020 - application withdrawn Q3 2021
CT Identifier	NCT03197935

Venclexta (venetoclax, RG7601)

Novel small molecule Bcl-2 selective inhibitor – chronic lymphocytic leukemia

Indication	Untreated chronic lymphocytic leukemia (CLL) patients with coexisting medical conditions	Untreated fit chronic lymphocytic leukemia (CLL) patients
Phase/study	Phase III CLL14	Phase III CristaLLO
# of patients	N=445	N=165
Design	<ul style="list-style-type: none"> ARM A: Venclexta plus Gazyva ARM B: Chlorambucil plus Gazyva 	<ul style="list-style-type: none"> ARM A: Venclexta plus Gazyva ARM B: Fludarabine plus cyclophosphamide plus rituximab or bendamustine plus rituximab
Primary endpoint	<ul style="list-style-type: none"> Progression-free survival 	<ul style="list-style-type: none"> MRD negativity rate in peripheral blood at 15 months
Status	<ul style="list-style-type: none"> Study met primary endpoint Q4 2018 BTD granted by FDA Q1 2019 Filed in US (under RTOR) Q1 2019 and EU Q2 2019 Data presented at ASCO 2019, ASH 2019, 2020 and EHA 2021, 2022; 6-year data presented at EHA and ICML 2023 Data published in <i>NEJM</i> 2019; 380:2225-2236 Approved US Q2 2019 and EU Q1 2020 	<ul style="list-style-type: none"> FPI Q2 2020 Recruitment completed Q1 2023
CT Identifier	NCT02242942	NCT04285567

Joint project with AbbVie, in collaboration with The Walter and Eliza Hall Institute

Bcl-2=B-cell lymphoma 2; BTD=Breakthrough therapy designation; MRD=Minimal Residual Disease; ASH=American Society of Hematology; ASCO=American Society of Clinical Oncology; EHA=European Hematology Association; RTOR=Real time oncology review; NEJM=New England Journal of Medicine

Venclexta (venetoclax, RG7601)

Novel small molecule Bcl-2 selective inhibitor – myelodysplastic syndromes

Indication	Newly diagnosed higher-risk myelodysplastic syndromes (MDS)
Phase/study	Phase III VERONA
# of patients	N=500
Design	<ul style="list-style-type: none"> ▪ ARM A: Venclexta plus azacitidine ▪ ARM B: Placebo plus azacitidine
Primary endpoint	<ul style="list-style-type: none"> ▪ Overall survival
Status	<ul style="list-style-type: none"> ▪ FPI Q4 2020 ▪ Recruitment completed Q3 2022
CT Identifier	NCT04401748

Polivy (polatuzumab vedotin, RG7596)

ADC targeting CD79b to treat B cell malignancies

Indication	1L DLBCL
Phase/study	Phase III POLARIX
# of patients	N=879
Design	<ul style="list-style-type: none"> ▪ ARM A: Polivy plus R-CHP ▪ ARM B: R-CHOP
Primary endpoint	<ul style="list-style-type: none"> ▪ Progression-free survival
Status	<ul style="list-style-type: none"> ▪ Data presented at ASH 2021 and 2022 ▪ Filed in EU, Japan and China Q4 2021 and in the US Q3 2022 ▪ Published in <i>NEJM</i> 2022 27;386(4):351-363 ▪ Approved in EU Q2 2022, Japan Q3 2022, China Q1 2023 and US April 2023
CT Identifier	NCT03274492

In collaboration with Seagen Inc.

DLBCL=diffuse large B cell lymphoma; R-CHP=Rituxan, cyclophosphamide, hydroxydoxorubicin, prednisone; R-CHOP=Rituxan, cyclophosphamide, doxorubicin, vincristine, and prednisone; ASH=American Society of Hematology, NEJM=New England Journal of Medicine

Lunsumio (mosunetuzumab, CD20 x CD3, RG7828)

Bispecific anti-CD20/CD3 antibody engaging T and B cells simultaneously

Indication	3L+ FL, 3L+ DLBCL & other relapsed or refractory NHL	1L DLBCL	Relapsed or refractory DLBCL
Phase/study	Phase I/II	Phase Ib/II	Phase Ib/II
# of patients	N=713	N=117	N=235
Design	<ul style="list-style-type: none"> Dose escalation of Lunsumio monotherapy and in combination with Tecentriq Expansion cohorts for r/r FL, r/r DLBCL and SC in r/r NHL 	<ul style="list-style-type: none"> Lunsumio plus CHOP Lunsumio plus CHP plus Polivy Lunsumio plus CHP-Polivy vs Rituximab plus CHP-Polivy 	Dose escalation of Lunsumio plus Polivy <ul style="list-style-type: none"> ARM A: Lunsumio SC plus Polivy ARM B: Rituximab plus Polivy
Primary endpoint	<ul style="list-style-type: none"> Safety, tolerability, dose/schedule, PK and response rates 	<ul style="list-style-type: none"> Safety/tolerability and response 	<ul style="list-style-type: none"> Safety/tolerability and response
Status	<ul style="list-style-type: none"> Data in r/r NHL presented at ASH 2018, 2019, and in r/r FL at ASH 2020, 2021 and 2022 BTD granted by FDA Q2 2020 Filed in EU and rolling submission in US Q4 2021; Filed in US (priority review) Q2 2022 Approved in EU Q2 2022 and US Q4 2022 DLBCL data published in <i>J. Clin. Oncol.</i> 2022; 40(5):481-491 and <i>Blood Advances</i> 2023; 7(17): 4926-4935 FL data published in the <i>Lancet Oncology</i> 2022;23(8):1055-1065 3-year data in r/r FL presented at ASH 2023 	<ul style="list-style-type: none"> FPI Q1 2019 Recruitment completed Q2 2021 Data for Lunsumio plus CHOP presented at ASH 2020 Data published in <i>Blood Advances</i> 2023; 7(20): 6055-6065. 	<ul style="list-style-type: none"> FPI Q3 2018 Recruitment completed Q1 2023 Initial data presented at ASCO 2021 and ASH 2021, 2022 Data presented at ASH 2023 Data published in <i>Nature Medicine</i> 2023; 30, 229-239
CT Identifier	NCT02500407	NCT03677141	NCT03671018

FL=follicular lymphoma; DLBCL=diffuse large B cell lymphoma; r/r=relapsed/refractory; NHL=non-Hodgkin's lymphoma; R=Rituximab; SC=subcutaneous; CHOP=cyclophosphamide, doxorubicin, vincristine, and prednisone; CHP=cyclophosphamide, doxorubicin, and prednisone; PK=Pharmacokinetics; BTD=Breakthrough Therapy Designation; ASH=American Society of Hematology; ASCO=American Society of Clinical Oncology

Lunsumio (mosunetuzumab, CD20 x CD3, RG7828)

Bispecific anti-CD20/CD3 antibody engaging T and B cells simultaneously

Indication	2L+ SCT ineligible DLBCL
Phase/study	Phase III SUNMO
# of patients	N=222
Design	<ul style="list-style-type: none"> ▪ ARM A: Lunsumio plus Polivy ▪ ARM B: R + GemOx
Primary endpoint	<ul style="list-style-type: none"> ▪ Progression-free survival
Status	<ul style="list-style-type: none"> ▪ FPI Q2 2022
CT Identifier	NCT05171647

DLBCL=diffuse large B cell lymphoma; SCT=stem cell transplant; R=Rituxan/MabThera; GemOx=Gemcitabin und Oxaliplatin

Lunsumio (mosunetuzumab, CD20 x CD3, RG7828)

Bispecific anti-CD20/CD3 antibody engaging T and B cells simultaneously

Indication	1L DLBCL & 2L DLBCL following 1L induction	FL
Phase/study	Phase I/II	Phase Ib/II
# of patients	N=187	N=183
Design	<ul style="list-style-type: none"> ▪ Cohort A: Lunsumio monotherapy (after a response to prior systemic chemotherapy) ▪ Cohort B: Lunsumio monotherapy (1L treatment in elderly/frail) ▪ Cohort C: Lunsumio SC plus Polivy in 1L elderly/unfit 	Non-Randomized: <ul style="list-style-type: none"> ▪ Lunsumio plus lenalidomide in R/R FL safety run-in for phase III ▪ Lunsumio SC plus lenalidomide in 1L FL Randomized <ul style="list-style-type: none"> ▪ Lunsumio SC plus lenalidomide vs Lunsumio IV plus lenalidomide
Primary endpoint	<ul style="list-style-type: none"> ▪ Safety/tolerability and response 	<ul style="list-style-type: none"> ▪ Safety/tolerability and response
Status	<ul style="list-style-type: none"> ▪ FPI Q2 2019 – Cohort B ▪ FPI Q3 2019 – Cohort A ▪ FPI Q1 2021 – Cohort C ▪ Recruitment completed Q1 2023 ▪ Cohort B presented at ASH 2020 (Cohort B) and ASH 2022 ▪ Cohort C presented at ASH 2023 	<ul style="list-style-type: none"> ▪ FPI Q3 2020 ▪ Initial data presented at ASH 2021 and 2022 ▪ Recruitment completed Q2 2023
CT Identifier	NCT03677154	NCT04246086

FL=follicular lymphoma; DLBCL=diffuse large B cell lymphoma; SC=subcutaneous; ASH=American Society of Hematology

Lunsumio (mosunetuzumab, CD20 x CD3, RG7828)

Bispecific anti-CD20/CD3 antibody engaging T and B cells simultaneously

Indication	2L+ FL	Relapsed or refractory CLL
Phase/study	Phase III CELESTIMO	Phase Ib/II
# of patients	N=412	N=8
Design	<ul style="list-style-type: none"> ▪ ARM A: Lunsumio plus lenalidomide ▪ ARM B: Rituximab plus lenalidomide 	<ul style="list-style-type: none"> ▪ Lunsumio monotherapy (3L+ CLL) ▪ Lunsumio + venetoclax ▪ Lunsumio + BTKi
Primary endpoint	<ul style="list-style-type: none"> ▪ Progression-free survival 	<ul style="list-style-type: none"> ▪ Safety, dose-limiting toxicity and RPTD
Status	<ul style="list-style-type: none"> ▪ FPI Q4 2021 	<ul style="list-style-type: none"> ▪ FPI Q1 2022
CT Identifier	NCT04712097	NCT05091424

FL=follicular lymphoma; r/r=relapsed/refractory; RPTD=Recommended Phase II Dose; CLL=Chronic lymphocytic leukemia

Columvi (glofitamab, CD20-TCB, RG6026)

Bispecific anti-CD20/CD3 antibody engaging T and B cells simultaneously

Indication	Relapsed or refractory Non-Hodgkin's lymphoma (NHL)		
Phase/study	Phase I	Phase Ib	Phase I
# of patients	N=700	N=140	N=18-36
Design	<p>Cohort 1: Single-agent dose escalation study</p> <ul style="list-style-type: none"> Initial dose escalation Expansion cohort in r/r DLBCL Expansion cohort in r/r FL All patients will receive pretreatment with a single dose of Gazyva (1000mg) <p>Cohort 2: Columvi plus Gazyva (i.e. continuous treatment with Gazyva)</p>	<p>Dose escalation and expansion</p> <ul style="list-style-type: none"> ARM A: Columvi plus Tecentriq ARM B: Columvi plus Polivy 	<p>Columvi SC</p> <ul style="list-style-type: none"> Part 1 dose escalation
Primary endpoint	<ul style="list-style-type: none"> Efficacy, safety, tolerability and PK 	<ul style="list-style-type: none"> Safety 	<ul style="list-style-type: none"> Safety
Status	<ul style="list-style-type: none"> Data presented at ASH 2018, 2020, 2021, 2022, ICML 2019, 2021, EHA 2020, 2021, 2022 and ASCO 2021, 2022 and 2023 Data published in <i>J Clin Oncology</i> 2021; 39:18:1959-1970 and <i>NEJM</i> 2022; 387:2220-2231 Filed in EU Q2 2022 and US Q4 2022 Approved in Canada Q1, US Q2 and EU Q3 2023 Follow up data in r/r DLBCL presented at ASH 2023 	<ul style="list-style-type: none"> ARM A: FPI Q2 2018 ARM B: FPI Q4 2020 Recruitment completed Q2 2022 Data presented at ASH 2019, 2021 	<ul style="list-style-type: none"> FPI Q3 2021
CT Identifier	NCT03075696	NCT03533283	ISRCTN17975931

DLBCL=diffuse large B cell lymphoma; FL=Follicular lymphoma; r/r=Relapsed or refractory; SC=subcutaneous; PK=Pharmacokinetics; ASCO=American Society of Clinical Oncology; ASH=American Society of Hematology; EHA=European Hematology Association; ICML=International Conference on Malignant Lymphoma; NEJM=New England Journal of Medicine

Columvi (glofitamab, CD20-TCB, RG6026)

Bispecific anti-CD20/CD3 antibody engaging T and B cells simultaneously

Indication	Non-Hodgkin's lymphoma (NHL)	2L+ SCT-ineligible DLBCL
Phase/study	Phase Ib	Phase III STARGLO
# of patients	Part I: 15-60 Part II: ~66-104	N=270
Design	<ul style="list-style-type: none"> Part I: Dose-finding for the combination of Columvi plus G/R-CHOP in r/r indolent NHL Part II: Dose expansion Columvi plus G/R-CHOP or R-CHOP in 1L DLBCL Part III: Columvi plus R-CHP plus Polivy 	<ul style="list-style-type: none"> ARM A: Columvi plus gemcitabine and oxaliplatin, followed by up to 4 cycles of Columvi monotherapy ARM B: Rituximab in combination with gemcitabine and oxaliplatin <p>A single dose of Gazyva will be administered 7 days prior to the first dose of Columvi</p>
Primary endpoint	<ul style="list-style-type: none"> Safety 	<ul style="list-style-type: none"> Overall survival
Status	<ul style="list-style-type: none"> Part I: FPI Q1 2018 Part II: FPI Q1 2021 Recruitment completed Q1 2023 Data presented at ASH 2021, 2022, 2023 and ASCO 2023 	<ul style="list-style-type: none"> FPI Q1 2021 Recruitment completed Q1 2023 Study met primary endpoint April 2024
CT Identifier	NCT03467373	NCT04408638

DLBCL=diffuse large B cell lymphoma; SCT=stem cell transplant; CHOP=cyclophosphamide, doxorubicin, vincristine and prednisone; R=Rituxan/MabThera; G=Gazyva; NHL=Non-Hodgkin's lymphoma; ctDNA=circulating tumor DNA; ASH=American Society of Hematology; EOT PET-CR=End of treatment PET-complete response rate

Columvi (glofitamab, CD20-TCB, RG6026)

Bispecific anti-CD20/CD3 antibody engaging T and B cells simultaneously

Indication	2L+ SCT-eligible DLBCL	2L+ SCT-ineligible DLBCL	1L DLBCL fit (IPI 2-5)
Phase/study	Phase Ib	Phase Ib	Phase III SKYGLO
# of patients	N=40	N=112	N=1130
Design	<ul style="list-style-type: none"> ▪ Columvi plus R-ICE (single-arm study) 	<ul style="list-style-type: none"> ▪ ARM A: Columvi IV plus CELMoD (CC-220 and CC-99282) ▪ ARM B: Lunsumio SC plus CELMoD (CC-220 and CC-99282) 	<ul style="list-style-type: none"> ▪ ARM A: Columvi plus Polivy plus R-CHP ▪ ARM B: Polivy plus R-CHP
Primary endpoint	<ul style="list-style-type: none"> ▪ Objective response rate within 3 cycles 	<ul style="list-style-type: none"> ▪ Safety, DLT, RPTD 	<ul style="list-style-type: none"> ▪ Progression-free survival
Status	<ul style="list-style-type: none"> ▪ FPI Q4 2022 	<ul style="list-style-type: none"> ▪ FPI Q4 2022 	<ul style="list-style-type: none"> ▪ FPI Q4 2023
CT Identifier	NCT05364424	NCT05169515	NCT06047080

DLBCL=diffuse large B cell lymphoma; DLT=Dose-limiting toxicity, RPTD=Recommended Phase II Dose; R-ICE= Rituxan plus ifosfamide, carboplatin, and etoposide; IV=Intravenous; SC=Subcutaneous; ; R-CHP=Rituxan, cyclophosphamide, hydroxydoxorubicin, prednisone; IPI=International prognostic index

Columvi (glofitamab, CD20-TCB, RG6026)

Bispecific anti-CD20/CD3 antibody engaging T and B cells simultaneously

Indication	Relapsed or refractory mantle cell lymphoma (MCL)
Phase/study	Phase III GLOBRYTE
# of patients	N=182
Design	<ul style="list-style-type: none"> ▪ ARM A: Columvi monotherapy ▪ ARM B: Bendamustine + rituximab or rituximab + lenalidomide
Primary endpoint	<ul style="list-style-type: none"> ▪ Progression-free survival by IRC
Status	<ul style="list-style-type: none"> ▪ FPI Q4 2023
CT Identifier	NCT06084936

IRC=Independent review committee

Ocrevus (ocrelizumab, RG1594)

Humanized monoclonal antibody selectively targeting CD20+ B cells

Indication	Primary progressive multiple sclerosis (PPMS)
Phase/study	Phase IIIb ORATORIO-HAND
# of patients	N ~ 1,000
Design	120-week treatment period: <ul style="list-style-type: none"> ▪ ARM A: Ocrevus 600mg IV Q24W ▪ ARM B: Placebo
Primary endpoint	▪ Time to upper limb disability progression confirmed for at least 12 weeks
Status	▪ FPI Q3 2019
CT Identifier	NCT04035005

IV=intravenous

Ocrevus (ocrelizumab, RG1594)

Humanized monoclonal antibody selectively targeting CD20+ B cells

Indication	Primary progressive multiple sclerosis (PPMS)	Relapsing multiple sclerosis (RMS)	PPMS & RMS
Phase/study	Phase IIIb GAVOTTE	Phase IIIb MUSSETTE	Phase III Ocarina II ¹
# of patients	N ~ 699	N ~ 786	N ~ 232
Design	120-week treatment period: <ul style="list-style-type: none"> ARM A: Ocrevus 600mg IV Q24W ARM B: Ocrevus 1200mg if BW <75kg or 1800mg if BW ≥75kg Q24W 	120-week treatment period: <ul style="list-style-type: none"> ARM A: Ocrevus 600mg IV Q24W ARM B: Ocrevus 1200mg if BW <75kg or 1800mg if BW ≥75kg Q24W 	<ul style="list-style-type: none"> ARM A: Ocrevus IV ARM B: Ocrevus SC
Primary endpoint	<ul style="list-style-type: none"> Superiority of Ocrevus higher dose versus approved dose on cCDP 	<ul style="list-style-type: none"> Superiority of Ocrevus higher dose versus approved dose on cCDP 	<ul style="list-style-type: none"> Serum Ocrevus area under the concentration-time curve (AUCW1-12) at week 12
Status	<ul style="list-style-type: none"> FPI Q4 2020 Recruitment completed Q2 2023 	<ul style="list-style-type: none"> FPI Q4 2020 Recruitment completed Q4 2021 	<ul style="list-style-type: none"> FPI Q2 2022 Recruitment completed Q4 2022 Primary endpoint met July 2023 Data presented at ECTRIMS 2023 Filed in EU Q3 2023 and US Q4 2023
CT Identifier	NCT04548999	NCT04544436	NCT05232825

¹SC with Halozyme's rHuPH20/ Halozyme's human hyaluronidase
cCDP=composite confirmed disability progression; IV=intravenous; SC=Subcutaneous

Evrysdi (risdiplam, RG7916)

Oral SMN2 splicing modifier

Indication	Spinal muscular atrophy (SMA)		
Phase/study	Phase II/III FIREFISH	Phase II/III SUNFISH	Phase II JEWELFISH
# of patients	N=21 (Part 1), 41 (Part 2)	N=51 (Part 1), 180 (Part 2)	N=174
Design	Infants with type 1 SMA <ul style="list-style-type: none"> ▪ Part I (dose-finding): ≥4 weeks ▪ Part II (confirmatory): 24 months 	Adult & pediatric patients with type 2 or 3 SMA: <ul style="list-style-type: none"> ▪ Part I (dose-finding): At least 12 weeks ▪ Part II (confirmatory): 24 months 	<ul style="list-style-type: none"> ▪ Adult and pediatric patients with previously treated SMA type 1, 2 and 3
Primary endpoint	<ul style="list-style-type: none"> ▪ Safety, tolerability, PK/PD and efficacy 	<ul style="list-style-type: none"> ▪ Safety, tolerability, PK/PD and efficacy 	<ul style="list-style-type: none"> ▪ Safety, tolerability, PK/PD
Status	<ul style="list-style-type: none"> ▪ Part I 12-month data presented at AAN, CureSMA and EAN 2019; 16-month data presented at WMS 2019 ▪ Part II 1-year data presented at AAN 2020, Part I 2-year data at WMS 2020 ▪ Part I data published in <i>NEJM</i> 2021;384:915-923 ▪ Part II 2-year data presented at AAN 2021 ▪ Part II 1-year data published in <i>NEJM</i> 2021;385:427-435 ▪ 3-year data presented at EPNS 2022 and 4-year data presented at Cure SMA and EAN 2023 	<ul style="list-style-type: none"> ▪ Part I 12-month data presented at AAN, CureSMA and EAN 2019; 16-month data presented at WMS 2019 ▪ Part II 1-year data presented at SMA Europe 2020, 2-year data at MDA 2021, 3-year data at MDA 2022 and 4-year data at MDA and EAN 2023 ▪ Part II 1-year data published in <i>Lancet Neurology</i>, 2022; 21 (1) 42-52 ▪ Part II 2-year data published in <i>J. Neurol.</i> 2023; 270(5):2531-2546 	<ul style="list-style-type: none"> ▪ Data presented at WMS 2017, AAN 2018, WMS 2018, CureSMA 2019, WMS 2019, CureSMA 2020 and 2021 ▪ 2-year data presented at WMS 2022
	<ul style="list-style-type: none"> ▪ ODD granted by FDA Q1 2017 and EU Q1 2019, PRIME designation in Q4 2018 <ul style="list-style-type: none"> ▪ Approved in US Q3 2020 and EU Q1 2021 		
CT Identifier	NCT02913482	NCT02908685	NCT03032172

In collaboration with PTC Therapeutics and SMA Foundation

SMA=Spinal muscular atrophy; SMN=survival motor neuron; PK/PD=Pharmacokinetics/Pharmacodynamics; PRIME=priority medicines; AAN=American Academy of Neurology; WMS=World Muscle Society; EAN=European Academy of Neurology; NEJM=New England Journal of Medicine; MDA=Muscular Dystrophy Association; CureSMA=Annual SMA Conference; EPNS=European Paediatric Neurology Society; ODD=Orphan drug designation

Evrysdi (risdiplam, RG7916)

Oral SMN2 splicing modifier

Indication	Spinal muscular atrophy (SMA)
Phase/study	Phase II RAINBOWFISH
# of patients	N=25
Design	<ul style="list-style-type: none"> ▪ Infants aged from birth to 6 weeks who have been genetically diagnosed with SMA but are not yet presenting with symptoms
Primary endpoint	<ul style="list-style-type: none"> ▪ Proportion of participants with two copies of the SMN2 gene and baseline CMAP\geq1.5 millivolt who are sitting without support
Status	<ul style="list-style-type: none"> ▪ FPI Q3 2019 ▪ Recruitment completed Q1 2022 ▪ Initial data presented at CureSMA , WMS 2021, MDA and WMS 2022 ▪ Primary data presented at WMS 2023 ▪ Filed in US and EU Q4 2021 ▪ Approved in US Q2 2022 and EU Q3 2023
CT Identifier	NCT03779334

In collaboration with PTC Therapeutics and SMA Foundation

SMN=survival motor neuron; CMAP=compound muscle action potential; WMS=World Muscle Society; CureSMA=Annual SMA Conference; MDA=Muscular Dystrophy Association

Enspryng (satralizumab, RG6168, SA237)

Anti-IL-6 receptor humanized monoclonal antibody

Indication	Neuromyelitis optica spectrum disorder (NMOSD)	
Phase/study	Phase III SAkuraStar	Phase III SAkuraSky
# of patients	N=95	N=83
Design	Enspryng monotherapy: <ul style="list-style-type: none"> ▪ ARM A: Enspryng 120mg SC monthly ▪ ARM B: Placebo SC monthly 	Add-on therapy of Enspryng: <ul style="list-style-type: none"> ▪ ARM A: Enspryng 120mg SC monthly ▪ ARM B: Placebo SC monthly ▪ Both arms on top of baseline therapies: azathioprine, mycophenolate mofetil or oral corticosteroids
Primary endpoint	<ul style="list-style-type: none"> ▪ Efficacy (time to first relapse), safety and PK/PD 	<ul style="list-style-type: none"> ▪ Efficacy (time to first relapse), safety and PK/PD
Status	<ul style="list-style-type: none"> ▪ Primary endpoint met Q4 2018 ▪ Data presented atECTRIMS 2019 ▪ Published in <i>Lancet Neurology</i> 2020; 19(5): 402-412 	<ul style="list-style-type: none"> ▪ Primary endpoint met Q3 2018 ▪ Data presented atECTRIMS 2018 and AAN 2019 ▪ Published in <i>NEJM</i> 2019; 381:2114-2124
	<ul style="list-style-type: none"> ▪ BTD granted by FDA Q4 2018 ▪ Filed in EU Q3 2019; US acceptance of filing Q4 2019 <ul style="list-style-type: none"> ▪ Approved in US Q3 2020 and EU Q2 2021 	
CT Identifier	NCT02073279	NCT02028884

Trials managed by Chugai (Roche opted-in)

BTB=Breakthrough therapy designation; PK/PD=Pharmacokinetics/Pharmacodynamics; SC=Subcutaneous;ECTRIMS=European Committee for Treatment and Research in Multiple Sclerosis; AAN=American Academy of Neurology; NEJM=New England Journal of Medicine

Enspryng (satralizumab, RG6168, SA237)

Anti-IL-6 receptor humanized monoclonal antibody

Indication	Generalised myasthenia gravis (MG)	Myelin oligodendrocyte glycoprotein antibody disease (MOG-AD)	Autoimmune encephalitis (AIE)
Phase/study	Phase III LUMINESCE	Phase III METEOROID	Phase III CIELO
# of patients	N=186	N=152	N=152
Design	<ul style="list-style-type: none"> ARM A: Enspryng plus standard of care ARM B: Placebo plus standard of care 	<ul style="list-style-type: none"> ARM A: Enspryng at weeks 0, 2, 4 (loading doses) and maintenance doses Q4W ARM B: Placebo 	<ul style="list-style-type: none"> ARM A: Enspryng at weeks 0, 2, 4 (loading doses) and maintenance doses Q4W ARM B: Placebo
Primary endpoint	<ul style="list-style-type: none"> Mean change from baseline in total MG-ADL score at week 24 in AChR+ population 	<ul style="list-style-type: none"> Time from randomization to the first occurrence of a MOG-AD relapse 	<ul style="list-style-type: none"> Efficacy (proportion of participants with mRS score improvement ≥ 1 from baseline and no use of rescue therapy at week 24) and safety
Status	<ul style="list-style-type: none"> ODD granted in US Q1 2021 FPI Q4 2021 Recruitment completed Q3 2023 Primary endpoint met Q1 2024; no filing planned Primary data presented at AAN 2024 	<ul style="list-style-type: none"> FPI Q3 2022 ODD granted by FDA in Q4 2021 	<ul style="list-style-type: none"> FPI Q3 2022 ODD granted for NMDAR AIE in US Q3 22
CT Identifier	NCT04963270	NCT05271409	NCT05503264

In collaboration with Chugai

MG-ADL= Myasthenia Gravis Activities of Daily Living; AChR=Acetylcholine receptor; MOG-AD=Myelin Oligodendrocyte Glycoprotein Antibody Disease, mRS=Modified Rankin Scale; AIE=Autoimmune encephalitis; NMDAR AIE= Anti-N-Methyl-D-Aspartic Acid Receptor Autoimmune Encephalitis; ODD=Orphan drug designation

Gazyva (obinutuzumab, RG7159)

Immunology development program

Indication	Lupus nephritis		Membranous nephropathy
Phase/study	Phase II NOBILITY	Phase III REGENCY	Phase III MAJESTY
# of patients	N=126	N=252	N=140
Design	<ul style="list-style-type: none"> ▪ ARM A: Gazyva 1000mg IV plus MMF / mycophenolic acid ▪ ARM B: Placebo IV plus MMF/ mycophenolic acid 	<ul style="list-style-type: none"> ▪ ARM A: Gazyva 1000mg IV (6 doses through Week 52) plus MFF ▪ ARM B: Gazyva 1000 mg IV (5 doses through Week 52) plus MFF ▪ ARM C: Placebo IV plus MFF 	<ul style="list-style-type: none"> ▪ ARM A: Gazyva 1000mg IV on top of renin-angiotensin inhibitors ▪ ARM B: Tacrolimus treatment for 12 months
Primary endpoint	<ul style="list-style-type: none"> ▪ Percentage of participants who achieve complete renal response (CRR) 	<ul style="list-style-type: none"> ▪ Percentage of participants who achieve complete renal response (CRR) 	<ul style="list-style-type: none"> ▪ Percentage of patients who achieve complete remission at week 104
Status	<ul style="list-style-type: none"> ▪ Primary endpoint met Q2 2019 ▪ BTD granted by the FDA Q3 2019 ▪ Data presented at ASN and ACR 2019 ▪ Published in <i>Ann Rheum Dis</i> 2022; 81(1):100-107 	<ul style="list-style-type: none"> ▪ FPI Q3 2020 ▪ Recruitment completed Q1 2023 	<ul style="list-style-type: none"> ▪ FPI Q2 2021 ▪ Recruitment completed Q4 2023
CT Identifier	NCT02550652	NCT04221477	NCT04629248

In collaboration with Biogen

BTD=Breakthrough therapy designation; IV=Intravenous; ASN=American Society of Nephrology; ACR=American College of Rheumatology; MMF=mycophenolate mofetil

Gazyva (obinutuzumab, RG7159)

Immunology development program

Indication	Systemic lupus erythematosus (SLE)	Childhood onset idiopathic nephrotic syndrome*
Phase/study	Phase III ALLEGORY	Phase III INShore
# of patients	N=300	N=80
Design	<ul style="list-style-type: none"> ▪ ARM A: Gazyva 1000mg IV on Day 1 and Weeks 2, 24 and 26. ▪ ARM B: Placebo IV 	<ul style="list-style-type: none"> ▪ ARM A: Gazyva plus oral steroids ▪ ARM B: Mycophenolate mofetil (MMF) plus oral steroids
Primary endpoint	<ul style="list-style-type: none"> ▪ Percentage of participants who achieve Systemic Lupus Erythematosus Responder Index (SRI) at week 52 	<ul style="list-style-type: none"> ▪ Percentage of participants with sustained complete remission at 1 year
Status	<ul style="list-style-type: none"> ▪ FPI Q4 2021 	<ul style="list-style-type: none"> ▪ FPI Q1 2023
CT Identifier	NCT04963296	NCT05627557

In collaboration with Biogen

*also known as pediatric nephrotic syndrome (PNS); IV=Intravenous

Lunsumio (mosunetuzumab, CD20 x CD3, RG7828)

Bispecific anti-CD20/CD3 antibody engaging T and B cells simultaneously

Indication	Systemic lupus erythematosus (SLE)
Phase/study	Phase I
# of patients	N=50
Design	<ul style="list-style-type: none"> ▪ ARM A: Mosunetuzumab SC on either Day 1 or on Days 1 and 8 ▪ ARM B: Fractionated (divided) dose of mosunetuzumab SC on Days 1 and 8
Primary endpoint	<ul style="list-style-type: none"> ▪ Safety
Status	<ul style="list-style-type: none"> ▪ FPI Q1 2022
CT Identifier	NCT05155345

Xolair (omalizumab, RG3648)

Humanized monoclonal antibody that selectively binds to IgE

Indication	Food allergy
Phase/study	Phase III OUTMATCH¹
# of patients	N=180
Design	<ul style="list-style-type: none"> Xolair by SC injection either Q2W or Q4W for 16 to 20 weeks
Primary endpoint	<ul style="list-style-type: none"> Number of participants who successfully consume ≥ 600mg of peanut protein without dose-limiting symptoms
Status	<ul style="list-style-type: none"> FPI Q3 2019 Study met primary endpoint Q3 2023 Filed in US Q3 2023* Priority review granted by FDA Q4 2023 Approved US Q1 2024 Published in NEJM 2024; 390(10):889-899
CT Identifier	NCT03881696

In collaboration with Novartis; 1 Sponsor of the study is the National Institute of Allergy and Infectious Diseases (NIAID)

*Filing acceptance Q4 2023; IgE=Immunoglobulin E; SC=Subcutaneous

Susvimo (PDS, RG6321)

First eye implant to achieve sustained delivery of a biologic medicine

Indication	Wet age-related macular degeneration (wAMD)		
Phase/study	Phase III Archway	Phase II+III extension Portal	Phase IIIb Velodrome
# of patients	N=418	N=1,000	N=442
Design	<ul style="list-style-type: none"> ▪ ARM A: PDS Q24W ▪ ARM B: Intravitreal ranibizumab Q4W 	<ul style="list-style-type: none"> ▪ Patients from LADDER or Archway receive refills of ranibizumab Q24W (patients without the PDS will receive the PDS and subsequent refills) ▪ Patients from Velodrome, who don't meet the criteria for randomization to receive refills Q36W at week 24, receive refills of ranibizumab q24w ▪ Patients who complete or withdraw from Velodrome, receive refills of ranibizumab q24w 	<ul style="list-style-type: none"> ▪ ARM A: PDS Q36W ▪ ARM B: PDS Q24W
Primary endpoint	<ul style="list-style-type: none"> ▪ Change in BCVA from baseline at the average of week 36 and week 40 	<ul style="list-style-type: none"> ▪ Safety and long term efficacy 	<ul style="list-style-type: none"> ▪ Change in BCVA from baseline averaged over weeks 68 and 72
Status	<ul style="list-style-type: none"> ▪ Study met primary endpoint Q2 2020 ▪ Data presented at ASRS 2020, 44/48 week data at Angiogenesis 2021 and 2-year data at Angiogenesis 2022 ▪ Filed in US (PRIME) and EU Q2 2021 ▪ Approved in US Q4 2021 	<ul style="list-style-type: none"> ▪ FPI Q3 2018 	<ul style="list-style-type: none"> ▪ FPI Q3 2021
CT Identifier	NCT03677934	NCT03683251	NCT04657289

BCVA=best corrected visual acuity; wAMD=wet age-related macular degeneration; ASRS=American Society of Retinal Specialists; PDS=Port Delivery System with ranibizumab; PRIME=Priority review

Susvimo (PDS, RG6321)

First eye implant to achieve sustained delivery of a biologic medicine

Indication	Diabetic macular edema (DME)	Diabetic retinopathy (DR) without center-involved diabetic macular edema (DME)
Phase/study	Phase III Pagoda	Phase III Pavilion
# of patients	N=634	N=174
Design	<ul style="list-style-type: none"> ARM A: Intravitreal ranibizumab (X4) followed by PDS with ranibizumab Q24W ARM B: Intravitreal ranibizumab Q4W until PDS is received 	<ul style="list-style-type: none"> ARM A: Intravitreal ranibizumab (X2) followed by PDS implant (refill Q36W) ARM B: Q4W comprehensive clinical monitoring (with IVT ranibizumab as needed) until participants receive PDS (refill Q36W)
Primary endpoint	Change in BCVA from baseline at the average of week 60 and week 64	Percentage of participants with a ≥ 2 -step improvement from baseline on the ETDRS-DRSS at Week 52
Status	<ul style="list-style-type: none"> FPI Q3 2019 Recruitment completed Q2 2021 Study met its primary endpoint Q4 2022 Data presented at Angiogenesis 2023 	<ul style="list-style-type: none"> FPI Q3 2020 Recruitment completed Q3 2021 Study met its primary endpoint Q4 2022 Data presented at Angiogenesis 2023
CT Identifier	NCT04108156	NCT04503551

BCVA=best corrected visual acuity; ETDRS=Early Treatment Diabetic Retinopathy Study; DRSS=Diabetic Retinopathy Severity Scale; PDS=Port Delivery System with ranibizumab

Vabysmo (faricimab, RG7716)

Bispecific antibody for the eye which targets and inhibits two signalling pathways (Ang-2 and VEGF-A)

Indication	Center-involving diabetic macular edema (CI-DME)	
Phase/study	Phase III YOSEMITE	Phase III RHINE
# of patients	N=940	N=951
Design	<ul style="list-style-type: none"> ▪ ARM A: Faricimab Q8W ▪ ARM B: Faricimab PTI up to Q16W ▪ ARM C: Aflibercept, Q8W 	<ul style="list-style-type: none"> ▪ ARM A: Faricimab Q8W ▪ ARM B: Faricimab PTI up to Q16W ▪ ARM C: Aflibercept, Q8W
Primary endpoint	<ul style="list-style-type: none"> ▪ Change from baseline in BCVA at 1 year 	<ul style="list-style-type: none"> ▪ Change from baseline in BCVA at 1 year
Status	<ul style="list-style-type: none"> ▪ Study met primary endpoint Q4 2020 ▪ Data presented at Angiogenesis 2021 	<ul style="list-style-type: none"> ▪ Study met primary endpoint Q4 2020 ▪ Data presented at Angiogenesis 2021
CT Identifier	NCT03622580	NCT03622593

Ang-2=Angiopoietin-2; VEGF=Vascular endothelial growth factor; PTI=Personalized Treatment Interval; BCVA=best corrected visual acuity, ARVO=Association for Research in Vision and Ophthalmology

Vabysmo (faricimab, RG7716)

Bispecific antibody for the eye which targets and inhibits two signalling pathways (Ang-2 and VEGF-A)

Indication	Wet age related macular degeneration (wAMD)	
Phase/study	Phase III TENAYA	Phase III LUCERNE
# of patients	N=671	N=658
Design	<ul style="list-style-type: none"> ▪ ARM A: Faricimab 6.0mg Q16W flexible after 4 IDs ▪ ARM B: Aflibercept 2.0mg Q8W after 3 IDs 	<ul style="list-style-type: none"> ▪ ARM A: Faricimab 6.0mg Q16W flexible after 4 IDs ▪ ARM B: Aflibercept 2.0mg Q8W after 3 IDs
Primary endpoint	<ul style="list-style-type: none"> ▪ Change from baseline in BCVA week 40, 44 & 48 	<ul style="list-style-type: none"> ▪ Change from baseline in BCVA week 40, 44 & 48
Status	<ul style="list-style-type: none"> ▪ Study met primary endpoint Q1 2021 ▪ Data presented at Angiogenesis 2021 	<ul style="list-style-type: none"> ▪ Study met primary endpoint Q1 2021 ▪ Data presented at Angiogenesis 2021
CT Identifier	NCT03823287	NCT03823300

BCVA=best corrected visual acuity; Ang-2=Angiopoietin-2; VEGF=Vascular endothelial growth factor; IDs=initiating doses; ASRS=American Society of Retina Specialists, ARVO=Association for Research in Vision and Ophthalmology

Vabysmo (faricimab, RG7716)

Bispecific antibody for the eye which targets and inhibits two signalling pathways (Ang-2 and VEGF-A)

Indication	Macular edema (ME) secondary to branch retinal vein occlusion (RVO)	Macular edema (ME) secondary to central retinal vein occlusion (RVO)
Phase/study	Phase III BALATON	Phase III COMINO
# of patients	N=570	N=750
Design	<ul style="list-style-type: none"> ▪ ARM A: Faricimab, Q4W/PTI ▪ ARM B: Aflibercept, Q4W 	<ul style="list-style-type: none"> ▪ ARM A: Faricimab, Q4W/PTI ▪ ARM B: Aflibercept, Q4W
Primary endpoint	<ul style="list-style-type: none"> ▪ Change from baseline in BCVA at week 24 	<ul style="list-style-type: none"> ▪ Change from baseline in BCVA at week 24
Status	<ul style="list-style-type: none"> ▪ FPI Q1 2021 ▪ Recruitment completed Q1 2022 ▪ Study met its primary endpoint Q4 2022 ▪ Data presented at Angiogenesis 2023 ▪ Filed in US Q2 2023 and EU Q3 2023 ▪ Approved in US Q4 2023 	<ul style="list-style-type: none"> ▪ FPI Q1 2021 ▪ Recruitment completed Q1 2022 ▪ Study met its primary endpoint Q4 2022 ▪ Data presented at Angiogenesis 2023 ▪ Filed in US Q2 2023 and EU Q3 2023 ▪ Approved in US Q4 2023
CT Identifier	NCT04740905	NCT04740931

PTI=Personalized Treatment Interval; BCVA=best corrected visual acuity; Ang-2=Angiopoietin-2; VEGF=Vascular endothelial growth factor

Vabysmo (faricimab, RG7716)

Bispecific antibody for the eye which targets and inhibits two signalling pathways (Ang-2 and VEGF-A)

Indication	Myopic choroidal neovascularization (CNV)
Phase/study	Phase III POYANG
# of patients	n=280
Design	<ul style="list-style-type: none"> ▪ ARM A: Faricimab 6.0 mg Q4W PRN ▪ ARM B: Ranibizumab 0.5 mg Q4W PRN
Primary endpoint	▪ Change from Baseline in Best-Corrected Visual Acuity (BCVA) Averaged Over Weeks 4, 8, and 12
Status	▪ FPI Q1 2024
CT Identifier	▪ NCT06176352

Enspryng (satralizumab, RG6168, SA237)

Anti-IL-6 receptor humanized monoclonal antibody

Indication	Thyroid eye disease	
Phase/study	Phase III SatraGo-1	Phase III SatraGo-2
# of patients	N=120	N=120
Design	<ul style="list-style-type: none"> ▪ ARM A: Satralizumab at weeks 0, 2, 4 (loading doses) and maintenance doses Q4W ▪ ARM B: Placebo 	<ul style="list-style-type: none"> ▪ ARM A: Satralizumab at weeks 0, 2, 4 (loading doses) and maintenance doses Q4W ▪ ARM B: Placebo
Primary endpoint	<ul style="list-style-type: none"> ▪ Proportion of participants with active disease achieving ≥ 2 mm reduction in proptosis from baseline (Day 1) at week 24 in the study eye, provided there is no deterioration of proptosis (≥ 2mm increase) in the fellow eye. 	<ul style="list-style-type: none"> ▪ Proportion of participants with active disease achieving ≥ 2 mm reduction in proptosis from baseline (Day 1) at week 24 in the study eye, provided there is no deterioration of proptosis (≥ 2mm increase) in the fellow eye.
Status	<ul style="list-style-type: none"> ▪ FPI Q4 2023 	FPI Q4 2023
CT Identifier	NCT05987423	NCT06106828

In collaboration with Chugai

Xofluza (baloxavir marboxil, RG6152, S-033188)

Small molecule, novel CAP-dependent endonuclease inhibitor

Indication	Influenza		
Phase/study	Phase III miniSTONE 1 (0-1 year old)	Phase III miniSTONE 2 (1- <12 years old)	Phase IIIb CENTERSTONE
# of patients	N=30	N=176	N=3,160
Design	Healthy pediatric patients from birth to <1 year with influenza-like symptoms receive Xofluza on Day 1	Healthy pediatric patients 1 to <12 years of age with influenza-like symptoms <ul style="list-style-type: none"> ▪ ARM A: Xofluza ▪ ARM B: Tamiflu 	Reduction of direct transmission of influenza from otherwise healthy patients to household contacts <ul style="list-style-type: none"> ▪ ARM A: Xofluza ▪ ARM B: Placebo
Primary endpoint	<ul style="list-style-type: none"> ▪ Safety 	<ul style="list-style-type: none"> ▪ Safety 	<ul style="list-style-type: none"> ▪ Percentage of household contacts who are PCR-positive for influenza by day 5 post randomization of index patients
Status	<ul style="list-style-type: none"> ▪ FPI Q1 2019 ▪ Recruitment completed Q3 2023 	<ul style="list-style-type: none"> ▪ Primary endpoint met Q2 2019 ▪ Data presented at OPTIONS X 2019 ▪ Filed in US Q1 2020 and EU Q4 2021 ▪ Data published in <i>Pediatric Infectious Disease</i> 2020 Aug;39(8):700-705 ▪ Approved in the US (age 5 years and older) Q3 2022 , EU Jan 2023 and China (age 5 years and older) Q1 2023 	<ul style="list-style-type: none"> ▪ FPI Q4 2019
CT Identifier	NCT03653364	NCT03629184	NCT03969212

In collaboration with Shionogi & Co., Ltd.
CAP=Catabolite Activating Protein

Roche Group development pipeline

Marketed products development programmes

Roche Pharma global development programmes

Roche Pharma research and early development (pRED)

Genentech research and early development (gRED)

Spark

Pharma sales appendix

Diagnostics sales appendix

Foreign exchange rates information

Tiragolumab (anti-TIGIT, RG6058, MTIG7192A)

Monoclonal antibody targeting the immune checkpoint inhibitor TIGIT

Indication	1L NSCLC PD-L1 TPS>50%	Stage III unresectable 1L NSCLC
Phase/study	Phase III SKYSCRAPER-01	Phase III SKYSCRAPER-03
# of patients	N=500-560	N=800
Design	<ul style="list-style-type: none"> ARM A: Tiragolumab plus Tecentriq ARM B: Placebo plus Tecentriq 	<ul style="list-style-type: none"> ARM A: Tiragolumab plus Tecentriq for up to 12 months ARM B: Durvalumab for up to 12 months
Primary endpoint	<ul style="list-style-type: none"> Overall survival and progression-free survival 	<ul style="list-style-type: none"> Progression-free survival
Status	<ul style="list-style-type: none"> FPI Q1 2020 Recruitment completed Q3 2021 Study did not meet one of its primary endpoints, PFS, Q2 2022 	<ul style="list-style-type: none"> FPI Q3 2020 Recruitment completed Q2 2023
CT Identifier	NCT04294810	NCT04513925

NSCLC=Non-small cell lung cancer; PD-L1=Programmed cell death-ligand 1; TPS=Tumor Proportion Score; PFS=Progression-free survival

Tiragolumab (anti-TIGIT, RG6058, MTIG7192A)

Monoclonal antibody targeting the immune checkpoint inhibitor TIGIT

Indication	Neoadjuvant and adjuvant NSCLC	1L non-squamous NSCLC	Adjuvant NSCLC
Phase/study	Phase II SKYSCRAPER-05	Phase III SKYSCRAPER-06	Phase III SKYSCRAPER-15
# of patients	N=82	N=540	n=1150
Design	<ul style="list-style-type: none"> ARM A: (PD-L1 high) neoadjuvant tiragolumab plus Tecentriq followed by adjuvant tiragolumab plus Tecentriq or adjuvant chemotherapy ARM B: (PD-L1 all-comers) neoadjuvant tiragolumab plus Tecentriq plus chemo followed by adjuvant tiragolumab plus Tecentriq 	<ul style="list-style-type: none"> ARM A: Tiragolumab plus Tecentriq plus pemetrexed plus chemotherapy followed by maintenance tiragolumab plus Tecentriq plus pemetrexed ARM B: Placebo plus pembrolizumab plus pemetrexed plus chemotherapy followed by maintenance placebo plus pembrolizumab plus pemetrexed 	<ul style="list-style-type: none"> ARM A: Tiragolumab + Tecentriq ARM B: Tecentriq + Placebo
Primary endpoint	<ul style="list-style-type: none"> Pathologic complete response, major pathological response and safety 	<ul style="list-style-type: none"> Objective response rate, progression-free survival and overall survival 	<ul style="list-style-type: none"> INV-DFS in PD-L1 \geq 50% INV-DFS in PD-L1 \geq 1%
Status	<ul style="list-style-type: none"> FPI Q2 2021 	<ul style="list-style-type: none"> FPI Q4 2020 	<ul style="list-style-type: none"> FPI Q1 2024
CT Identifier	NCT04832854	NCT04619797	NCT06267001

NSCLC=Non-small cell lung cancer; PD-L1=Programmed cell death-ligand 1

Tiragolumab (anti-TIGIT, RG6058, MTIG7192A)

Monoclonal antibody targeting the immune checkpoint inhibitor TIGIT

Indication	Locally advanced esophageal cancer (EC)	1L esophageal cancer (EC)	1L recurrent/metastatic PD-L1 positive squamous cell head and neck carcinoma (SCCHN)
Phase/study	Phase III SKYSCRAPER-07	Phase III SKYSCRAPER-08	Phase II SKYSCRAPER-09
# of patients	N=750	N=500	N=120
Design	<ul style="list-style-type: none"> ▪ ARM A: Tiragolumab plus Tecentriq ▪ ARM B: Tecentriq plus placebo ▪ ARM C: Placebo plus placebo 	<ul style="list-style-type: none"> ▪ ARM A: Tiragolumab plus Tecentriq plus cisplatin and paclitaxel ▪ ARM B: Placebo plus placebo plus cisplatin and paclitaxel 	<ul style="list-style-type: none"> ▪ ARM A: Tiragolumab plus Tecentriq ▪ ARM B: Tecentriq plus placebo
Primary endpoint	<ul style="list-style-type: none"> ▪ Progression-free survival (A vs C) ▪ Overall survival (A vs C, hierarchical, B vs C hierarchical) 	<ul style="list-style-type: none"> ▪ Overall survival and progression-free survival 	<ul style="list-style-type: none"> ▪ Objective response rate
Status	<ul style="list-style-type: none"> ▪ FPI Q3 2020 ▪ Recruitment completed Q3 2023 	<ul style="list-style-type: none"> ▪ FPI Q4 2020 ▪ Recruitment completed Q4 2021 ▪ Study met its primary endpoints of OS and PFS in Q1 2024 ▪ Data presented at ASCO GI 2024 	<ul style="list-style-type: none"> ▪ FPI Q1 2021 ▪ Recruitment completed Q2 2022
CT Identifier	NCT04543617	NCT04540211	NCT04665843

Tiragolumab (anti-TIGIT, RG6058, MTIG7192A)

Monoclonal antibody targeting the immune checkpoint inhibitor TIGIT

Indication	Locally advanced, recurrent or metastatic solid tumors	1L HCC
Phase/study	Phase II SKYSCRAPER-11	Phase III SKYSCRAPER-14
# of patients	N=60	N=650
Design	<ul style="list-style-type: none"> Tiragolumab plus Tecentriq IV FDC 	<ul style="list-style-type: none"> ARM A: Tecentriq plus Avastin plus tiragolumab ARM B: Tecentriq plus Avastin plus placebo
Primary endpoint	<ul style="list-style-type: none"> Safety 	<ul style="list-style-type: none"> Progression-free survival (INV=Investigator-assessed); Overall survival
Status	<ul style="list-style-type: none"> FPI Q2 2023 	<ul style="list-style-type: none"> FPI Q3 2023
CT Identifier	NCT05661578	NCT05904886

FDC=Fixed-dose combination; IV=Intravenous; HCC=Hepatocellular cancer; INV=Investigator-assessed

Tiragolumab (anti-TIGIT, RG6058, MTIG7192A)

Monoclonal antibody targeting the immune checkpoint inhibitor TIGIT

Indication	Solid tumors	NSCLC
Phase/study	Phase I	Phase II CITYSCAPE
# of patients	N=540	N=135
Design	<ul style="list-style-type: none"> ▪ Phase Ia: Dose escalation and expansion of tiragolumab ▪ Phase Ib: Dose escalation and expansion of tiragolumab in combination with Tecentriq and/or other anti-cancer therapies 	<ul style="list-style-type: none"> ▪ ARM A: Tecentriq plus tiragolumab ▪ ARM B: Tecentriq monotherapy
Primary endpoint	<ul style="list-style-type: none"> ▪ Safety, tolerability, PK variability and preliminary efficacy 	<ul style="list-style-type: none"> ▪ Overall response rate and progression-free survival
Status	<ul style="list-style-type: none"> ▪ Data presented at AACR 2020 	<ul style="list-style-type: none"> ▪ Data presented at ASCO 2020 and WCLC and ESMO IO 2021 ▪ BTD granted by FDA Q4 2020 ▪ Data published in <i>Lancet Oncol</i> 2022; 23(6):781-792
CT Identifier	NCT02794571	NCT03563716

Inavolisib (RG6114, GDC-0077)

A potent, orally available, and selective PI3K α inhibitor

Indication	PIK3CA-mutant HR-positive metastatic breast cancer (mBC)	post CDKi HR-positive PIK3CA-mutant breast cancer	PIK3CA mutant solid tumors and metastatic ER+ HER2-negative breast cancer
Phase/study	Phase III INAVO120	Phase III INAVO121	Phase I
# of patients	N=400	N=400	N=256
Design	<ul style="list-style-type: none"> ▪ ARM A: Inavolisib plus palbociclib plus fulvestrant ▪ ARM B: Placebo plus palbociclib plus fulvestrant 	<ul style="list-style-type: none"> ▪ ARM A: Inavolisib plus fulvestrant ▪ ARM B: alpelisib plus fulvestrant 	Monotherapy and in combination with standard of care (letrozole; letrozole plus palbociclib; fulvestrant) <ul style="list-style-type: none"> ▪ Stage 1: Dose escalation ▪ Stage 2: Dose expansion
Primary endpoint	<ul style="list-style-type: none"> ▪ Progression-free survival 	<ul style="list-style-type: none"> ▪ Progression-free survival 	<ul style="list-style-type: none"> ▪ Safety, tolerability and pharmacokinetics
Status	<ul style="list-style-type: none"> ▪ FPI Q1 2020 ▪ Recruitment completed Q3 2023 ▪ Study met its primary endpoint of PFS Q4 2023 ▪ Data presented at SABCS 2023 	<ul style="list-style-type: none"> ▪ FPI Q2 2023 	<ul style="list-style-type: none"> ▪ FPI Q4 2016 ▪ Preclinical/molecule discovery data presented at AACR 2017 ▪ Data presented at SABCS 2019, 2020 and 2021
CT Identifier	NCT04191499	NCT05646862	NCT03006172

Inavolisib (RG6114, GDC-0077)

A potent, orally available, and selective PI3K α inhibitor

Indication	1L HER2-positive PIK3CA mutant metastatic breast cancer (mBC)
Phase/study	Phase III INAVO122
# of patients	N=230
Design	<ul style="list-style-type: none"> ▪ ARM A: Inavolisib plus Phesgo after induction therapy with Phesgo + taxane ▪ ARM B: Placebo plus Phesgo after induction therapy with Phesgo + taxane
Primary endpoint	<ul style="list-style-type: none"> ▪ Progression-free survival
Status	<ul style="list-style-type: none"> ▪ FPI Q3 2023
CT Identifier	NCT05894239

Giredestrant (SERD (3), RG6171, GDC-9545)

A selective estrogen receptor degrader or downregulator

Indication	ER+ HER2-negative metastatic breast cancer (mBC)	ER+ HER2-negative Stage I-III operable breast cancer (BC)	Neoadjuvant ER-positive breast cancer (BC)
Phase/study	Phase I	Phase I	Phase II coopERA Breast Cancer
# of patients	N=181	N=75	N=221
Design	<ul style="list-style-type: none"> Dose escalation and expansion at RPTD Giredestrant monotherapy and in combination with palbociclib and/or LHRH agonist 	<ul style="list-style-type: none"> Open-label, pre-operative administration Dose escalation 	<ul style="list-style-type: none"> ARM A: Giredestrant followed by giredestrant plus palbociclib ARM B: Anastrozole followed by anastrozole plus palbociclib
Primary endpoint	<ul style="list-style-type: none"> Safety 	<ul style="list-style-type: none"> Safety, tolerability and PK/PD 	<ul style="list-style-type: none"> Safety, tolerability and PK/PD
Status	<ul style="list-style-type: none"> FPI Q4 2017 Data presented at SABCS 2019, 2021 and ASCO 2020, 2021 	<ul style="list-style-type: none"> FPI Q3 2019 Data presented at ASCO 2021 	<ul style="list-style-type: none"> FPI Q3 2020 Data presented at ESMO and SABCS 2021; ASCO 2022 Data (biomarker subgroup analysis) presented at ESMO 2022 Data published in Lancet Oncology 2023; 24(9): 1029-41
CT Identifier	NCT03332797	NCT03916744	NCT04436744

ER=Estrogen receptor; HER2=Human Epidermal growth factor Receptor; RPTD=Recommended phase II dose; LHRH=Luteinizing hormone-releasing hormone; PK/PD=Pharmacokinetics/Pharmacodynamics; SABCS=San Antonio Breast Cancer Symposium; ASCO=American Society of Clinical Oncology

Giredestrant (SERD (3), RG6171, GDC-9545)

A selective estrogen receptor degrader or downregulator

Indication	1L ER-positive metastatic breast cancer (mBC)	Adjuvant ER-positive breast cancer (BC)
Phase/study	Phase III persevERA Breast Cancer	Phase III lidERA Breast Cancer
# of patients	N=978	N=4,100
Design	<ul style="list-style-type: none"> ARM A: Giredestrant plus palbociclib ARM B: Letrozole plus palbociclib 	<ul style="list-style-type: none"> ARM A: Giredestrant monotherapy ARM B: Tamoxifen or aromatase inhibitor
Primary endpoint	<ul style="list-style-type: none"> Progression-free survival 	<ul style="list-style-type: none"> Invasive disease-free survival
Status	<ul style="list-style-type: none"> FPI Q4 2020 Recruitment completed Q1 2023 	<ul style="list-style-type: none"> FPI Q3 2021
CT Identifier	NCT04546009	NCT04961996

Giredestrant (SERD (3), RG6171, GDC-9545)

A selective estrogen receptor degrader or downregulator

Indication	1L ER-positive/HER2-positive breast cancer (BC)	Grade 1 endometrial cancer	ET resistant ER+/HER2-negative breast cancer (BC)
Phase/study	Phase III heredERA	Phase II endomERA	Phase III pionERA
# of patients	N=812	N=45	N=1050
Design	<ul style="list-style-type: none"> Induction Phesgo plus taxane followed by maintenance with either: <ul style="list-style-type: none"> ARM A: Giredestrant plus Phesgo ARM B: Phesgo 	<ul style="list-style-type: none"> Giredestrant once a day (QD) on days 1 to 28 of each 28-day cycle for 6 cycles 	<ul style="list-style-type: none"> ARM A: Giredestrant plus CDK4/6i ARM B: Fulvestrant plus CDK4/6i
Primary endpoint	<ul style="list-style-type: none"> Progression-free survival 	<ul style="list-style-type: none"> Percentage of participants who have regression by 6 months 	<ul style="list-style-type: none"> Progression-free survival in ESR1m and ITT
Status	<ul style="list-style-type: none"> FPI Q2 2022 	<ul style="list-style-type: none"> FPI Q2 2023 	<ul style="list-style-type: none"> FPI Q4 2023
CT Identifier	NCT05296798	NCT05634499	NCT06065748

Divarasib (KRAS G12C inhibitor, RG6330, GDC-6036)

A potent, orally available, and selective inhibitor of the KRAS G12C mutant protein

Indication	Advanced or metastatic solid tumors with a KRAS G12C mutation	2L NSCLC	2L, 1L metastatic colorectal cancer (mCRC)
Phase/study	Phase I	Phase II/III B-FAST*	Phase Ib INTRINSIC
# of patients	N=438	Modular design	Modular design
Design	Monotherapy and combinations of divarasib with other anti-cancer therapies	Cohort G (KRAS G12C) <ul style="list-style-type: none"> ARM A: divarasib ARM B: Docetaxel 	Single arm studies: <ul style="list-style-type: none"> Cohort E (1L+ CRC): divarasib + cetuximab + FOLFOX Cohort F (2L+ CRC): divarasib + cetuximab Cohort G (1L+ CRC): divarasib + cetuximab + FOLFIRI
Primary endpoint	<ul style="list-style-type: none"> Safety 	<ul style="list-style-type: none"> Progression-free survival 	<ul style="list-style-type: none"> Safety
Status	<ul style="list-style-type: none"> FPI Q3 2020 Data presented at WCLC 2022, ESMO 2022 Data published in <i>NEJM</i> 2023 24;389(8):710-721 	<ul style="list-style-type: none"> BTD granted by FDA Q3 2022 FPI Q4 2022 	<ul style="list-style-type: none"> FPI Q1 2023
CT Identifier	NCT04449874	NCT03178552	NCT04929223

*Only cohorts with active recruitment shown; NSCLC=Non-small cell lung cancer; WCLC=World Conference on Lung Cancer; ESMO=European Society for Medical Oncology; BTD=Breakthrough therapy designation, CRC=Colorectal cancer

Divarasib (KRAS G12C inhibitor, RG6330, GDC-6036)

A potent, orally available, and selective inhibitor of the KRAS G12C mutant protein

Indication	1L NSCLC
Phase/study	Phase Ib KRASCENDO 170
# of patients	N=60
Design	<ul style="list-style-type: none"> ▪ Cohort A: Combination of divarasib plus pembrolizumab (PD-L1+ NSCLC) ▪ Cohort B: Combination of divarasib plus pembrolizumab plus carboplatin/cisplatin plus pemetrexed
Primary endpoint	<ul style="list-style-type: none"> ▪ Safety, tolerability
Status	<ul style="list-style-type: none"> ▪ Cohort A: FPI Q2 2023 ▪ Cohort B: FPI Q1 2024
CT Identifier	NCT05789082

NSCLC=Non-small cell lung cancer; PD-L1=Programmed cell death-ligand

PiaSky (crovalimab) (RG6107, SKY59)

A humanized monoclonal antibody against complement C5

Indication	Paroxysmal nocturnal hemoglobinuria (PNH)	Paroxysmal nocturnal hemoglobinuria (PNH) patients switching from a C5 inhibitor
Phase/study	Phase I/II COMPOSER	Phase III COMMODORE 1
# of patients	N=59	N=89 (ARMs A/B)
Design	<p>Healthy volunteers and treatment naïve and pretreated patients with PNH:</p> <ul style="list-style-type: none"> ▪ Part I: Single ascending dose study in healthy subjects ▪ Part II: Intra-patient single ascending dose study in PNH patients ▪ Part III: Multiple-dose study in PNH patients ▪ Part IV: Dose confirmation in PNH patients 	<ul style="list-style-type: none"> ▪ ARM A: Crovalimab ▪ ARM B: Eculizumab ▪ ARM C: Patients switching to PiaSky (crovalimab) from ravulizumab, higher than labeled doses of eculizumab & C5 SNP patients (descriptive-arm)
Primary endpoint	<ul style="list-style-type: none"> ▪ Safety, PK, PD 	<ul style="list-style-type: none"> ▪ Safety
Status	<ul style="list-style-type: none"> ▪ Nonclinical data published in Scientific Reports 2017 Apr; 7(1):1080 ▪ Data presented for Part 2 and 3 at ASH 2018 and 2019 ▪ Published in <i>Blood</i> 2020; 135 (12): 912–920 	<ul style="list-style-type: none"> ▪ FPI Q3 2020 ▪ Study results in Q1 2023 supported the favorable benefit-risk profile of crovalimab, as seen in the pivotal COMMODORE 2 study ▪ Data presented at EHA 2023 ▪ Filed in US and EU Q2 2023
CT Identifier	NCT03157635	NCT04432584

PiaSky (crovalimab) (RG6107, SKY59)

A humanized monoclonal antibody against complement C5

Indication	Paroxysmal nocturnal hemoglobinuria (PNH) C5 inhibitor naive patients	Paroxysmal nocturnal hemoglobinuria (PNH) C5 inhibitor naive patients (China only)
Phase/study	Phase III COMMODORE 2	Phase III COMMODORE 3
# of patients	N=204	N=51
Design	<ul style="list-style-type: none"> ▪ ARM A: Crovalimab ▪ ARM B: Eculizumab 	<ul style="list-style-type: none"> ▪ Crovalimab loading dose IV on Day 1, followed by weekly crovalimab SC doses for 4 weeks
Primary endpoint	<ul style="list-style-type: none"> ▪ Non-inferiority of crovalimab compared to eculizumab: ▪ % patients with transfusion avoidance from baseline through week 25 ▪ % patients with haemolysis control, as measured by LDH \leq1.5ULN from week 5-25 	<ul style="list-style-type: none"> ▪ Percentage of patients with transfusion avoidance from baseline through week 25 ▪ Mean percentage of participants with hemolysis control (week 5 through week 25)
Status	<ul style="list-style-type: none"> ▪ FPI Q4 2020 ▪ Recruitment completed Q2 2022 ▪ Study met its primary endpoint Q1 2023 ▪ Data presented at EHA 2023 ▪ Filed in US and EU Q2 2023 	<ul style="list-style-type: none"> ▪ FPI Q1 2021; Recruitment completed Q3 2021 ▪ Study met its co-primary endpoints Q1 2022 ▪ Data presented at ASH 2022 ▪ Published in <i>Am J Hematol</i> 2023;98(9):1407-1414 ▪ First global approval in China Q1 2024
CT Identifier	NCT04434092	NCT04654468

In collaboration with Chugai

LDH=Lactate Dehydrogenase; ULN=Upper Limit of Normal; IV=Intravenous; SC=Subcutaneous, ASH=American Society of Hematology

PiaSky (crovalimab) (RG6107, SKY59)

A humanized monoclonal antibody against complement C5

Indication	Atypical hemolytic uremic syndrome (aHUS) study 1 - adults	Atypical hemolytic uremic syndrome (aHUS) study 2 - paediatrics
Phase/study	Phase III COMMUTE-a	Phase III COMMUTE-p
# of patients	N=90	N=35
Design	Single-arm study of aHUS patients <ul style="list-style-type: none"> ▪ Cohort 1: not previously treated with C5i ▪ Cohort 2: switching from C5i ▪ Cohort 3: known C5 polymorphism 	Single-arm study of aHUS patients <ul style="list-style-type: none"> ▪ Cohort 1: not previously treated with C5i ▪ Cohort 2: switching from C5i ≤18y/o ▪ Cohort 3: previously treated with C5i (includes participants with known C5 polymorphism)
Primary endpoint	<ul style="list-style-type: none"> ▪ Cohort 1+3: proportion of patients with complete TMA response anytime between baseline and week 25 ▪ Cohort 2: proportion of patients with maintained TMA control from baseline through week 25 	<ul style="list-style-type: none"> ▪ Cohort 1: proportion of patients with complete TMA response anytime between baseline and week 25 ▪ Cohort 2: proportion of patients with maintained TMA control from baseline through week 25
Status	<ul style="list-style-type: none"> ▪ FPI Q4 2021 	<ul style="list-style-type: none"> ▪ FPI Q4 2021
CT Identifier	NCT04861259	NCT04958265

PiaSky (crovalimab) (RG6107, SKY59)

A humanized monoclonal antibody against complement C5

Indication	Sickle cell disease (SCD) acute treatment	Sickle cell disease (SCD) chronic VOC prevention
Phase/study	Phase Ib CROSSWALK-a	Phase IIa CROSSWALK-c
# of patients	N=30	N=90
Design	<ul style="list-style-type: none"> ▪ ARM A: Crovalimab ▪ ARM B: Placebo 	<ul style="list-style-type: none"> ▪ ARM A: Crovalimab ▪ ARM B: Placebo
Primary endpoint	<ul style="list-style-type: none"> ▪ Safety 	<ul style="list-style-type: none"> ▪ VOC rate, up to 48 weeks
Status	<ul style="list-style-type: none"> ▪ FPI Q1 2022 	<ul style="list-style-type: none"> ▪ FPI Q1 2022
CT Identifier	NCT04912869	NCT05075824

VOC=Vaso-occlusive crises

PiaSky (crovalimab) (RG6107, SKY59)

A humanized monoclonal antibody against complement C5

Indication	Lupus nephritis (LN)
Phase/study	Phase I
# of patients	N=15
Design	<ul style="list-style-type: none"> ▪ Single-arm study of patients with active class III, IV, or V lupus nephritis and urine protein-to-creatinine ratio ≥ 1.5 g/g ▪ All patients to receive crovalimab IV loading dose and subsequent crovalimab SC q1w (Day 1, Week 1,2 and 3) followed by crovalimab SC Q4W
Primary endpoint	<ul style="list-style-type: none"> ▪ PK, safety
Status	<ul style="list-style-type: none"> ▪ FPI Q1 2023
CT Identifier	ISRCTN12809537

Astegolimab (RG6149, Anti-ST2)

A monoclonal antibody that selective binds to ST2

Indication	Chronic obstructive pulmonary disease (COPD)		
Phase/study	Phase II COPD-ST2OP	Phase IIb ALIENTO	Phase III ARNASA
# of patients	N=81	N=1,290	N=1,290
Design	<ul style="list-style-type: none"> Astegolimab SC 490mg Q4W for 48 weeks 	<ul style="list-style-type: none"> ARM A: SC astegolimab Q2W ARM B: SC astegolimab Q4W ARM C: SC placebo Q2W 	<ul style="list-style-type: none"> ARM A: SC astegolimab Q2W ARM B: SC astegolimab Q4W ARM C: SC placebo Q2W
Primary endpoint	<ul style="list-style-type: none"> Number of moderate to severe exacerbation 	<ul style="list-style-type: none"> Annualized rate of moderate and severe COPD exacerbations over the 52-week treatment period 	<ul style="list-style-type: none"> Annualized rate of moderate and severe COPD exacerbations over the 52-week treatment period
Status	<ul style="list-style-type: none"> Published in <i>Lancet Respir Med</i> 2022;10(5):469-477 	<ul style="list-style-type: none"> FPI Q4 2021 	<ul style="list-style-type: none"> FPI Q1 2023
CT Identifier	NCT03615040	NCT05037929	NCT05595642

In collaboration with Amgen
 COPD=Chronic obstructive pulmonary disease, SC=Subcutaneous

ASO factor B (RG6299)

Antisense oligonucleotide that targets factor B

Indication	IgA nephropathy (IgAN)		Geographic atrophy (GA)
Phase/study	Phase II*	Phase III IMAGINATION	Phase II* GOLDEN STUDY
# of patients	N=25	N=428	N=330
Design	<ul style="list-style-type: none"> ASO factor B SC at week 1 following Q4W dosing through week 25 Optional 48-week extension (Q4W) 	<ul style="list-style-type: none"> ARM A: ASO factor B SC at week 1, 3, 5 following Q4W dosing for 104 weeks ARM B: Placebo 	<ul style="list-style-type: none"> ARM A: <ul style="list-style-type: none"> Stage 1: ASO factor B SC at 1 of 3 dose levels Q4W up to week 45 Stage 2: dose cohort expansion ARM B: Placebo
Primary endpoint	<ul style="list-style-type: none"> % reduction in 24-hour urine protein excretion at week 29 	<ul style="list-style-type: none"> Change in UPCR at week 37 from baseline 	<ul style="list-style-type: none"> Absolute change from baseline in the GA area at week 49
Status	<ul style="list-style-type: none"> FPI Q2 2020 	<ul style="list-style-type: none"> FPI Q3 2023 	<ul style="list-style-type: none"> FPI Q2 2019
CT Identifier	NCT04014335	NCT05797610	NCT03815825

In collaboration with IONIS

*Study run by IONIS, GA=Geographic atrophy; UPCR=Urine protein-to-creatinine ratio; SC=Subcutaneous; ASO=Antisense oligonucleotide

Vamikibart (anti-IL-6; RG6179)

A monoclonal antibody that potently binds interleukin-6 (IL-6) cytokine

Indication	Diabetic macular edema (DME) and Uveitic macular edema (UME)		Diabetic macular edema (DME)	
Phase/study	Phase I DOVETAIL		Phase II BARDENAS	
# of patients	N=90		N=210-230	
Design	<ul style="list-style-type: none"> Part I: Multiple ascending dose study of intravitreal monotherapy Part II: monotherapy and in combination with anti-VEGF 		<ul style="list-style-type: none"> ARM A: Anti-IL-6 plus ranibizumab ARM B: Ranibizumab plus sham control 	
Primary endpoint	<ul style="list-style-type: none"> Safety, tolerability, PK 		<ul style="list-style-type: none"> Mean change from baseline in BCVA averaged over week 44 and week 48 	
Status	<ul style="list-style-type: none"> FPI Q3 2019 Data presentation at ARVO 2023 		<ul style="list-style-type: none"> FPI Q4 2021 Recruitment completed Q2 2023 	
CT Identifier			NCT05151744	
			NCT05151731	

Vamikibart (anti-IL-6; RG6179)

A monoclonal antibody that potently binds interleukin-6 (IL-6) cytokine

Indication	Uveitic macular edema (UME)	
Phase/study	Phase III MEERKAT	Phase III SANDCAT
# of patients	N=225	N=225
Design	<ul style="list-style-type: none"> ▪ ARM A: Anti-IL-6 low-dose Q4W to week 12, followed by PRN ▪ ARM B: Anti-IL-6 high-dose Q4W to week 12, followed by PRN ▪ ARM C: Sham control Q4W to week 12, followed by PRN 	<ul style="list-style-type: none"> ▪ ARM A: Anti-IL-6 low-dose Q4W to week 12, followed by PRN ▪ ARM B: Anti-IL-6 high-dose Q4W to week 12, followed by PRN ▪ ARM C: Sham control Q4W to week 12, followed by PRN
Primary endpoint	<ul style="list-style-type: none"> ▪ Proportion of participants with ≥ 15 letter improvement from baseline in BCVA at week 16 	<ul style="list-style-type: none"> ▪ Proportion of participants with ≥ 15 letter improvement from baseline in BCVA at week 16
Status	<ul style="list-style-type: none"> ▪ FPI Q1 2023 	<ul style="list-style-type: none"> ▪ FPI Q1 2023
CT Identifier	NCT05642312	NCT05642325

BCVA=Best corrected visual acuity; PRN= Pro re nata

Elevidys (delandistrogene moxeparvovec, SRP-9001, RG6356)

rAAVrh74.MHCK7.Micro-dystrophin gene therapy

Indication	Duchenne muscular dystrophy (DMD)
Phase/study	Phase II ENVOL
# of patients	N=21
Design	Open label single arm study in 0 to <4 year old DMD boys who will receive a single intravenous (IV) infusion of Elevidys on Day 1, separated into 4 cohorts: <ul style="list-style-type: none"> ▪ Cohort A: ~ 10 participants who are 3 years of age ▪ Cohort B: ~ 4 participants who are 2 years of age ▪ Cohort C: ~ 4 participants who are > 6 months to < 2 years of age ▪ Cohort D: ~ 3 participants who are <= 6 months of age
Primary endpoint	<ul style="list-style-type: none"> ▪ Safety
Status	<ul style="list-style-type: none"> ▪ FPI Q4 2023
CT Identifier	

Tominersen (RG6042, HTT ASO)

Antisense oligonucleotide (ASO) targeting human HTT mRNA

Indication	Huntington's disease
Phase/study	Phase II GENERATION HD2
# of patients	N=360
Design	<p>Patients aged 25 to 50 years with prodromal (very early subtle signs of HD) or early manifest HD</p> <ul style="list-style-type: none"> ▪ ARM A: Tominersen 60mg Q16W via a lumbar puncture ▪ ARM B: Tominersen 100mg Q16W via a lumbar puncture ▪ ARM C: Placebo Q16W via a lumbar puncture
Primary endpoint	<ul style="list-style-type: none"> ▪ Safety, biomarkers and efficacy
Status	<ul style="list-style-type: none"> ▪ FPI Q1 2023
CT Identifier	NCT05686551

Fenebrutinib (RG7845, GCD-0853)

Highly selective and reversible (noncovalent) bruton tyrosine kinase

Indication	Primary progressive multiple sclerosis (PPMS)	Relapsing multiple sclerosis (RMS)	
Phase/study	Phase III FENTrepid	Phase III FENhance 1	Phase III FENhance 2
# of patients	N=985	N=736	N=751
Design	<ul style="list-style-type: none"> ▪ ARM A: Fenebrutinib twice daily oral ▪ ARM B: Ocrevus 2x300mg IV Q24W 	<ul style="list-style-type: none"> ▪ ARM A: Fenebrutinib twice daily oral ▪ ARM B: Teriflunomide once daily oral 	<ul style="list-style-type: none"> ▪ ARM A: Fenebrutinib twice daily oral ▪ ARM B: Teriflunomide once daily oral
Primary endpoint	<ul style="list-style-type: none"> ▪ Time to onset of cCDP12 	<ul style="list-style-type: none"> ▪ Time to onset of cCDP12 and annualized relapse rate 	<ul style="list-style-type: none"> ▪ Time to onset of cCDP12 and annualized relapse rate
Status	<ul style="list-style-type: none"> ▪ FPI Q4 2020 ▪ Recruitment completed Q2 2023 	<ul style="list-style-type: none"> ▪ FPI Q1 2021 ▪ Recruitment completed Q1 2024 	<ul style="list-style-type: none"> ▪ FPI Q1 2021 ▪ Recruitment completed Q4 2023
CT Identifier	NCT04544449	NCT04586010	NCT04586023

IV=Intravenous; cCDP12=Composite 12-week confirmed disability progression

Fenebrutinib (RG7845, GCD-0853)

Highly selective and reversible (noncovalent) bruton tyrosine kinase

Indication	Relapsing multiple sclerosis (RMS)
Phase/study	Phase II (Biomarker study) FENopta
# of patients	N=109
Design	<ul style="list-style-type: none"> ▪ ARM A: Fenebrutinib ▪ ARM B: Placebo
Primary endpoint	<ul style="list-style-type: none"> ▪ Total number of new gadolinium-enhancing T1 lesions observed on MRI scans of the brain at 12 weeks
Status	<ul style="list-style-type: none"> ▪ Data presented at EAN and ECTRIMS 2023
CT Identifier	NCT05119569

Anti-latent myostatin (RG6237, GYM329)

Recycling and antigen-sweeping monoclonal anti-latent myostatin antibody

Indication	Facioscapulohumeral Muscular Dystrophy (FSHD)	Spinal muscular atrophy (SMA)	Obesity
Phase/study	Phase II MANOEUVRE	Phase II/III MANATEE¹	Phase Ib
# of patients	N=48	N=180	N=30-36
Design	<ul style="list-style-type: none"> ARM A: 4-week pre-treatment to collect baseline movement data with a wearable device, followed by anti-latent myostatin ARM B: Placebo 	<p>ARM A:</p> <ul style="list-style-type: none"> Part I: GYM329 plus Evrysdi for 24 weeks, followed by GYM329 plus Evrysdi for 72 weeks Part II: GYM329 plus Evrysdi for 72 weeks <p>ARM B:</p> <ul style="list-style-type: none"> Placebo plus Evrysdi 	<ul style="list-style-type: none"> Cohort A (n=15-18): Single dose 50mg SC Cohort B (n=15-18): Multiple dosing 100mg SC Q4W week plus loading dose for first 3 doses
Primary endpoint	<ul style="list-style-type: none"> Percent change in contractile muscle volume of quadriceps femoris muscles by MRI at week 52 and safety 	<ul style="list-style-type: none"> Change from baseline in RHS score after week 72 of treatment Safety, PK/PD and muscle biomarkers 	<ul style="list-style-type: none"> PK/PD, tolerability, safety
Status	<ul style="list-style-type: none"> FPI Q1 2023 	<ul style="list-style-type: none"> ODD granted by FDA in Q4 2021 for GYM329 FPI Part I ambulatory cohort Q2 2022; non-ambulatory cohort July 2023 	<ul style="list-style-type: none"> FPI expected Q2 2024
CT Identifier	NCT05548556	NCT05115110	

¹ In collaboration with PTC Therapeutics and SMA Foundation

PK/PD=Pharmacokinetics/Pharmacodynamics; ODD=Orphan drug designation; RHS=Revised hammersmith scale ; MRI=Magnetic Resonance Imaging, SC=Subcutaneous

Roche Group development pipeline

Marketed products development programmes

Roche Pharma global development programmes

Roche Pharma research and early development (pRED)

Genentech research and early development (gRED)

Spark

Pharma sales appendix

Diagnostics sales appendix

Foreign exchange rates information

pRED oncology development programs -1

Molecule	Indication	Phase	# of patients	Status	CT Identifier
Oncology					
FAP-4-1BBL (RG7827)	3L+ MSS metastatic colorectal cancer	Ib	80	FPI Q3 2021 Combination study with cibisatamab	NCT04826003
tobemstomig PD1-LAG3 (RG6139)	Solid tumors	I	320	FPI Q4 2019 Data presented at ESMO 2022 Recruitment completed Q4 2022	NCT04140500
	Advanced or metastatic esophageal squamous cell cancer	II	210	FPI Q2 2021 Randomized trial, compared with nivolumab Recruitment completed Q3 2023	NCT04785820 TALIOS
	Untreated unresectable or metastatic melanoma	II	80	FPI Q3 2022 Recruitment completed Q3 2023	NCT05419388
	Non-small cell lung cancer	II	180	FPI Q1 2023 Recruitment completed Q1 2024	NCT05775289
	advanced and metastatic urothelial cancer	II	240	FPI Q2 2023	NCT05645692
	Metastatic renal cell carcinoma	II	210	FPI Q2 2023	NCT05805501
	Triple-negative breast cancer	II	160	FPI Q3 2023	NCT05852691
englumafusp alfa (CD19-4-1BBL, RG6076)	R/R B cell non-Hodgkin's lymphoma	I	362	Part I: FPI Q3 2019 Part II: FPI Q3 2020 Combination study with Columvi Data presented at ASH 2022 and ICML 2023	NCT04077723

pRED oncology development programs -2

Molecule	Indication	Phase	# of patients	Status	CT Identifier
Oncology					
eciskafusp alfa (PD1-IL2v, RG6279)	Solid tumors	Ib	256	Part I: FPI Q2 2020; recruitment completed Q4 2021 Part II: FPI Q1 2022 Part III: FPI Q1 2023	NCT04303858
vopikitug (RG6292)	Advanced and metastatic solid tumors	I	160	FPI Q4 2020 PK/PD data presented at AACR 2023	NCT04642365
forimtamig (Anti-GPRC5D, RG6234)	Multiple myeloma	I	400	FPI Q4 2020 Data presented at EHA 2022 and ASH 2022	NCT04557150
BRAFi (3) (RG6344)	Solid tumors	I	292	FPI Q1 2022	ISRCTN13713551
CD19xCD28 (RG6333)	R/R B cell non-Hodgkin's lymphoma	I	~200	FPI Q1 2022 Combination study with Columvi	NCT05219513
DLL3 trispecific (RG6524)	Solid tumors	I	168	FPI Q1 2023	NCT05619744
WRN covalent inhibitor¹ (RG6457)	Solid tumors	I	220	FPI Q1 2024	NCT06004245
USP1 inhibitor² (RG6614)	Solid tumors	I	140	FPI Q3 2021	NCT05240898

Partner: ¹Vividion Therapeutics, ²KSQ Therapeutics

pRED neurology development programs -1

Molecule	Indication	Phase	# of patients	Status	CT Identifier
Neurology					
trontinemab (BS-anti-Aβ mAb, RG6102)	Alzheimer's disease	IIa	~210	FPI Q1 2021 Data presented at ADPD 2024	NCT04639050
Brainshuttle™-CD20 (RG6035)	Multiple sclerosis	I	30-63	FPI Q3 2021	ISRCTN16295 177 NCT05704361
Gamma-secretase modulator (RG6289)	Alzheimer's disease	I	138	FPI Q4 2021	
prasinezumab¹ (anti-αSynuclein, RG7935, PRX002)	Parkinson's disease	II	316	The study did not meet its primary endpoint, but showed a reduced clinical decline of core motor signs (MDS UPDRS partIII). Data presented at MDS & ADPD 2020-22. The Open Label Extension is ongoing. OLE data presented at MDS 2023 OLE data presented at ADPD 2024	NCT03100149 (PASADENA)
		IIb	575	FPI Q2 2021 Recruitment completed Q1 2023	NCT04777331 (PADOVA)
alogabat (GABA-Aα5 PAM, RG7816)	Autism spectrum disorder	II	105	FPI Q1 2021	NCT04299464 (Aurora)

pRED neurology development programs -2

Molecule	Indication	Phase	# of patients	Status	CT Identifier
Neurology					
MAGL inhibitor (RG6182)	Multiple sclerosis	I	Up to 36	FPI Q3 2023	
selnoflast* (NLRP3i, RG6418)	Parkinson's disease	Ib	48	FPI Q3 2022	

*molecule also in gRED development: Phase Ic in coronary artery disease with FPI Q4 2022

pRED immunology and ophthalmology development programs

Molecule	Indication	Phase	# of patients	Status	CT Identifier
Immunology					
selnoflast* (NLRP3i, RG6418)	Asthma	Ib	60	FPI Q1 2024	
NME (RG6382)	SLE	I	70	FPI Q4 2023	NCT05835986
Ophthalmology					
zifibancimig (VEGF-Ang2 DutaFab, RG6120)	nAMD	I	251	FPI Q4 2020	NCT04567303 (BURGUNDY)
NME (RG6209)	retinal disease	I	~70 (Part I)	FPI Q4 2022	

*molecule also in gRED development: Phase Ic in coronary artery disease with FPI Q4 2022

pRED infectious diseases development programs

Molecule	Indication	Phase	# of patients	Status	CT Identifier
Infectious Diseases					
ruzotolimod (TLR7 agonist (3) RG7854)	Chronic hepatitis B	I	150	FPI Q4 2016 Data presented at APASL 2019	NCT02956850
ruzotolimod/ xalnesiran¹/ PDL1 LNA (RG7854/RG6346/RG6084)	Chronic hepatitis B	II	275	FPI Q3 2020	NCT04225715 (PIRANGA)
PDL1 LNA (RG6084)	Chronic hepatitis B	I	35	FPI Q1 2019 Part Ia: completed Part Ib: initiated	
zosurabalpin (Abx MCP, RG6006)	A. baumannii infections	I	204	FPI Q4 2020	NCT04605718
HBsAg MAb (RG6449)	Chronic hepatitis B	I	110	Part I: FPI Q2 2023 Part II: FPI Q4 2023	NCT05763576

Roche Group development pipeline

Marketed products development programmes

Roche Pharma global development programmes

Roche Pharma research and early development (pRED)

Genentech research and early development (gRED)

Spark

Pharma sales appendix

Diagnostics sales appendix

Foreign exchange rates information

gRED oncology development programs -1

Molecule	Indication	Phase	# of patients	Status	CT Identifier
Oncology					
cevostamab (anti-FcRH5 x CD3; RG6160)	R/R multiple myeloma	I	300	FPI Q3 2017 Data presented at ASH 2020, 2021 & 2022	NCT03275103
	R/R multiple myeloma	I	120	FPI Q2 2021	NCT04910568
	BCMA-experienced R/R MM	I/II	140	FPI Q4 2022	NCT05535244
	R/R multiple myeloma	Ib	~110	FPI Q3 2023 In combination with elranatamab	NCT05927571
	Multiple myeloma platform study	I/II	50	FPI Q4 2023 Multiple molecules and combinations	NCT05583617
efbalropendekin alfa (IL15/IL15Ra-Fc, RG6323)¹	Solid tumors	Ia/Ib	250	FPI Q1 2020	NCT04250155
	R/R multiple myeloma	I	60	FPI Q2 2022	NCT05243342
	R/R multiple myeloma	I	90	FPI Q1 2023 Combination study with cevostamab	NCT05646836
autogene cevumeran (Individualized Neoantigen-Specific Therapy (iNeST); RG6180)²	Solid tumors	Ia/Ib	272	FPI Q4 2017 Data presented at AACR 2020 Recruitment completed Q1 2022	NCT03289962
	1L advanced melanoma	II	131	FPI Q1 2019 Recruitment completed Q4 2021	NCT03815058 (IMcode001)
	Adjuvant PDAC	II	260	FPI Q4 2023	NCT05968326 (IMcode003)

gRED oncology development programs -2

Molecule	Indication	Phase	# of patients	Status	CT Identifier
Oncology					
runimotamab (HER2 x CD3, RG6194)	Metastatic HER2-expressing cancers	I	440	FPI Q2 2018 Study closed Q1 2024	NCT03448042
	Solid tumors	Ib	~125	FPI Q3 2022	NCT05487235
migoprotafib (SHP2i, RG6433)¹	KRAS-G12C mutant solid tumors	Ib	~500	FPI Q4 2021 Arm F of a combination study investigating divarasib monotherapy and combinations	NCT04449874
	EGFRi 2L+ NSCLC, 2L+ CRC	Ib	~120	FPI Q1 2024	NCT05954871
anti-CCR8 (RG6411)	Solid tumors	I	110	FPI Q4 2022	NCT05581004
AR degrader (RG6537)²	mCRPC	I	~160	FPI Q2 2023	NCT05800665
anti-latent TGFβ1 (SOF10; RG6440)	Solid tumors	Ib	120	FPI Q3 2023	NCT05867121
NME (RG6468)	Solid tumors	I	110	FPI Q4 2023	NCT06031441

gRED immunology and ophthalmology development programs

Molecule	Indication	Phase	# of patients	Status	CT Identifier
Immunology					
NME (RG6287, GDC-8264)	Acute graft versus host disease	Ib	40	FPI Q2 2023 Study closed Q4 2023	NCT05673876
NME (RG6315, MTBT1466A)	Systemic sclerosis	Ib	100	FPI Q1 2023	NCT05462522
NME (RG6341, GDC-6599)	Asthma	Ia/Ib	84	FPI Q4 2021	
	Chronic cough	IIa	80	FPI Q1 2023	NCT05660850
TMEM16A potentiator (RG6421, GDC-6988)	Cystic fibrosis	Ib	30	FPI Q3 2022 Study completed Q2 2023	ISRCTN15406 513
Vixarelimab (RG6536)¹	Idiopathic pulmonary fibrosis / Systemic sclerosis-associated interstitial lung disease	II	~290	FPI Q2 2023	NCT05785624
	Inflammatory bowel disease	II	~260	FPI expected Q2 2024	NCT06137183
Ophthalmology					
NME (RG6351)	DME	I	~90	FPI Q2 2022 LPI Q1 2024	ISRCTN14152 148
OpRegen (RG6501)²	Geographic atrophy	II	60	FPI Q1 2023	NCT05626114

gRED infectious diseases development program

Molecule	Indication	Phase	# of patients	Status	CT Identifier
Infectious Diseases					
LepB inhibitor (RG6436)*	Complicated urinary tract infection	I	104	FPI Q2 2024	ISRCTN18049481

*moving forward with alternative LepB inhibitor (previously RG6319)

Roche Group development pipeline

Marketed products development programmes

Roche Pharma global development programmes

Roche Pharma research and early development (pRED)

Genentech research and early development (gRED)

Spark

Pharma sales appendix

Diagnostics sales appendix

Foreign exchange rates information

Hemophilia A

Unique gene therapy platform

Molecule	Dirloctogene Samoparvovec (SPK-8011) (RG6357)	
Indication	Hemophilia A	
Phase/study	Phase I	Phase I/II
# of patients	N=100	N=30
Design	<ul style="list-style-type: none"> Long term follow up study of patients who have received SPK-8011 in any prior Spark-sponsored SPK-8011 study 	<ul style="list-style-type: none"> Gene transfer, dose-finding safety, tolerability, and efficacy study of SPK-8011
Primary endpoint	<ul style="list-style-type: none"> Safety 	<ul style="list-style-type: none"> Safety and changes from baseline in FVIII activity levels at week 52
Status	<ul style="list-style-type: none"> Ongoing 	<ul style="list-style-type: none"> Updated data presented at ISTH 2020 and 2021 Recruitment completed Q1 2021 Data published in <i>NEJM</i> 2021; 385:1961-1973 5-year data published at ASH 2022
CT Identifier	NCT03432520	NCT03003533

ISTH=International Society on Thrombosis and Haemostasis; NEJM=New England Journal of Medicine

Pompe disease

Unique gene therapy platform

Molecule	SPK-3006 (RG6359)
Indication	Pompe disease
Phase/study	Phase I/II RESOLUTE
# of patients	N=20
Design	<ul style="list-style-type: none"> Gene transfer study for late-onset Pompe disease
Primary endpoint	<ul style="list-style-type: none"> Safety
Status	<ul style="list-style-type: none"> FPI Q4 2020 Recruitment completed Q2 2022
CT Identifier	NCT04093349

Roche Group development pipeline

Marketed products development programmes

Roche Pharma global development programmes

Roche Pharma research and early development (pRED)

Genentech research and early development (gRED)

Spark

Pharma sales appendix

Diagnostics sales appendix

Foreign exchange rates information

Geographical sales split by Divisions and Group*

CHFm	Q1 2023	Q1 2024	% change CER
Pharmaceuticals Division	11,608	10,921	+2
United States	5,763	5,692	+5
Europe	2,071	2,200	+11
Japan	1,390	649	-45
International	2,384	2,380	+12
Diagnostics Division	3,714	3,478	+2
United States	1,027	937	-3
Europe	995	928	-3
Japan	156	111	-15
International	1,536	1,502	+9
Group	15,322	14,399	+2
United States	6,790	6,629	+3
Europe	3,066	3,128	+6
Japan	1,546	760	-42
International	3,920	3,882	+11

Pharma Division sales Q1 2024

Top 20 products

	Global		US		Europe		Japan		International	
	CHFm	% CER	CHFm	% CER	CHFm	% CER	CHFm	% CER	CHFm	% CER
Ocrevus	1,658	8	1,180	5	310	8	-	-	168	28
Hemlibra	1,040	8	592	-1	231	17	79	2	138	51
Perjeta	936	-3	343	-7	171	-19	36	-19	386	14
Tecentriq	865	1	436	-9	210	12	86	-4	133	34
Vabysmo	847	108	650	91	138	224	23	33	36	397
Actemra / RoActemra	618	-2	278	-1	188	1	68	5	84	-15
Xolair	496	10	496	10	-	-	-	-	-	-
Kadcyla	483	3	186	-1	145	-2	21	-4	131	19
Phesgo	388	70	126	36	169	55	19	-	74	165
Herceptin	364	-17	67	-22	77	-17	4	-41	216	-14
Evryssi	356	7	135	16	137	27	20	13	64	-29
Alecensa	355	4	104	4	72	3	43	3	136	5
MabThera	351	-18	204	-21	39	-20	4	-20	104	-11
Avastin	324	-15	99	-22	21	-27	51	-33	153	3
TNKase / Activase	296	4	282	4	-	-	-	-	14	7
Polivy	250	81	117	166	54	42	44	2	35	181
Gazyva	213	16	100	7	62	17	6	-19	45	47
Pulmozyme	112	-6	66	-15	20	0	-	27	26	22
Mircera	96	0	-	-	10	-8	9	-25	77	6
CellCept	94	0	5	-34	32	0	9	-10	48	8
Pharma Division	10,921	2	5,692	5	2,200	11	649	-45	2,380	12

Pharma Division sales Q1 2024

Products launched since 2015

	Global		US		Europe		Japan		International	
	CHFm	% CER	CHFm	% CER	CHFm	% CER	CHFm	% CER	CHFm	% CER
Cotellic	10	-6	4	-14	3	-4	-	-	3	3
Alecensa	355	4	104	4	72	3	43	3	136	5
Tecentriq	865	1	436	-9	210	12	86	-4	133	34
Ocrevus	1,658	8	1,180	5	310	8	-	-	168	28
Hemlibra	1,040	8	592	-1	231	17	79	2	138	51
Luxturna	1	-61	1	-61	-	-	-	-	-	-
Xofluza	47	185	4	257	-	-	-	-	43	180
Polivy	250	81	117	166	54	42	44	2	35	181
Rozlytrek	29	66	12	27	5	24	2	27	10	258
Enspryng	65	37	18	31	7	98	35	25	5	131
Phesgo	388	70	126	36	169	55	19	-	74	165
Evryssi	356	7	135	16	137	27	20	13	64	-29
Gavreto	9	-5	7	31	1	-28	-	-	1	-81
Ronapreve	1	-100	-	-	1	*	-	-100	-	-
Susvimo	1	11	1	11	-	-	-	-	-	-
Vabysmo	847	108	650	91	138	224	23	33	36	397
Lunsumio	16	21	13	10	3	103	-	-	-	-
Columvi	25	-	16	-	6	-	-	-	3	-
Elevidys	2	-	-	-	-	-	-	-	2	-
Total	5,965	10	3,416	16	1,347	28	351	-56	851	39

Pharma Division sales Q1 2024

Product sales Pharmaceuticals Division

	Global		US		Europe		Japan		International	
	CHFm	% CER	CHFm	% CER	CHFm	% CER	CHFm	% CER	CHFm	% CER
Ocrevus	1,658	8	1,180	5	310	8	-	-	168	28
Hemlibra	1,040	8	592	-1	231	17	79	2	138	51
Perjeta	936	-3	343	-7	171	-19	36	-19	386	14
Tecentriq	865	1	436	-9	210	12	86	-4	133	34
Vabysmo	847	108	650	91	138	224	23	33	36	397
Actemra / RoActemra	618	-2	278	-1	188	1	68	5	84	-15
Xolair	496	10	496	10	-	-	-	-	-	-
Kadcyla	483	3	186	-1	145	-2	21	-4	131	19
Phesgo	388	70	126	36	169	55	19	-	74	165
Herceptin	364	-17	67	-22	77	-17	4	-41	216	-14
Evrysdi	356	7	135	16	137	27	20	13	64	-29
Alecensa	355	4	104	4	72	3	43	3	136	5
MabThera	351	-18	204	-21	39	-20	4	-20	104	-11
Avastin	324	-15	99	-22	21	-27	51	-33	153	3
TNKase / Activase	296	4	282	4	-	-	-	-	14	7
Polivy	250	81	117	166	54	42	44	2	35	181
Gazyva	213	16	100	7	62	17	6	-19	45	47
Pulmozyme	112	-6	66	-15	20	0	-	27	26	22
Mircera	96	0	-	-	10	-8	9	-25	77	6
CellCept	94	0	5	-34	32	0	9	-10	48	8
Enspryng	65	37	18	31	7	98	35	25	5	131
Xofluza	47	185	4	257	-	-	-	-	43	180
Rozlytrek	29	66	12	27	5	24	2	27	10	258
Columvi	25	-	16	-	6	-	-	-	3	-
Lunsumio	16	21	13	10	3	103	-	-	-	-
Cotellic	10	-6	4	-14	3	-4	-	-	3	3
Gavreto	9	-5	7	31	1	-28	-	-	1	-81
Elevidys	2	-	-	-	-	-	-	-	2	-
Luxturna	1	-61	1	-61	-	-	-	-	-	-
Ronapreve	1	-100	-	-	1	*	-	-100	-	-
Susvimo	1	11	1	11	-	-	-	-	-	-
Other Products	573	-27	150	-48	88	-17	90	-29	245	-5
Pharma Division	10,921	2	5,692	5	2,200	11	649	-45	2,380	12

CER=Constant Exchange Rates; *over 500%

Pharma Division CER sales growth¹ in %

Global top 20 products

	Q1/23	Q2/23	Q3/23	Q4/23	Q1/24
Ocrevus	14	15	12	9	8
Hemlibra	24	17	17	9	8
Perjeta	11	6	0	-11	-3
Tecentriq	15	8	10	5	1
Vabysmo	*	*	309	160	108
Actemra / RoActemra	-12	2	21	13	-2
Xolair	5	4	3	7	10
Kadcyla	5	-5	5	13	3
Phesgo	72	67	61	58	70
Herceptin	-17	-22	-13	-14	-17
Evrysdi	62	36	41	22	7
Alecensa	9	11	7	7	4
MabThera	-17	-17	-13	-15	-18
Avastin	-24	-17	-18	-15	-15
TNKase / Activase	23	9	-4	-1	4
Polivy	96	129	144	74	81
Gazyva	24	20	22	12	16
Pulmozyme	-5	-15	-15	-6	-6
Mircera	24	-1	27	4	0
CellCept	-18	-19	-9	-8	0

Pharma Division CER sales growth¹ in %

Top 20 products by region

	US				Europe				Japan				International			
	Q2	Q3	Q4	Q1	Q2	Q3	Q4	Q1	Q2	Q3	Q4	Q1	Q2	Q3	Q4	Q1
Ocrevus	14	10	8	5	16	10	11	8	-	-	-	-	23	50	22	28
Hemlibra	14	15	8	-1	18	22	8	17	19	5	5	2	31	39	14	51
Perjeta	6	-6	-35	-7	-12	0	-21	-19	5	6	3	-19	18	4	21	14
Tecentriq	5	4	-4	-9	7	22	2	12	11	5	3	-4	23	18	39	34
Vabysmo	458	276	142	91	*	*	406	224	299	77	42	33	*	*	*	397
Actemra / RoActemra	6	33	33	-1	0	11	-1	1	5	4	3	5	-9	20	-3	-15
Xolair	4	3	7	10	-	-	-	-	-	-	-	-	-	-	-	-
Kadcyla	-5	-2	3	-1	-15	-6	-17	-2	-17	-15	-6	-4	11	41	91	19
Phesgo	53	54	27	36	55	47	49	55	-	-	-	-	206	151	196	165
Herceptin	-23	-21	-20	-22	-18	-9	-10	-17	-34	-35	-31	-41	-22	-11	-12	-14
Evryssi	19	14	11	16	61	35	39	27	25	21	19	13	39	134	18	-29
Alecensa	14	4	13	4	5	5	1	3	7	5	5	3	13	10	5	5
MabThera	-19	-19	-22	-21	-9	-11	-15	-20	-15	-11	-15	-20	-14	4	2	-11
Avastin	-20	-19	-9	-22	-51	-50	-43	-27	-25	-28	-31	-33	1	-5	-4	3
TNKase / Activase	9	-5	-1	4	-	-	-	-	-	-	-	-	8	-1	-1	7
Polivy	91	161	173	166	76	53	-21	42	194	178	55	2	339	422	214	181
Gazyva	18	24	14	7	22	29	18	17	1	-18	-4	-19	29	18	2	47
Pulmozyme	-16	-19	-9	-15	-20	-18	-15	0	-4	33	-4	27	-5	14	18	22
Mircera	-	-	-	-	-9	-2	-2	-8	-23	-22	-22	-25	7	44	11	6
CellCept	-14	-34	-1	-34	-5	-4	-14	0	-8	-15	-12	-10	-28	-6	-4	8

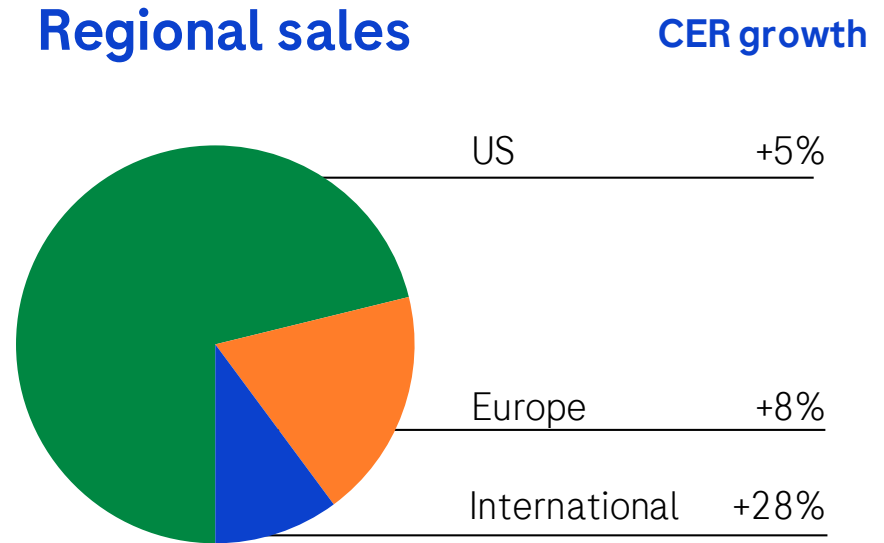
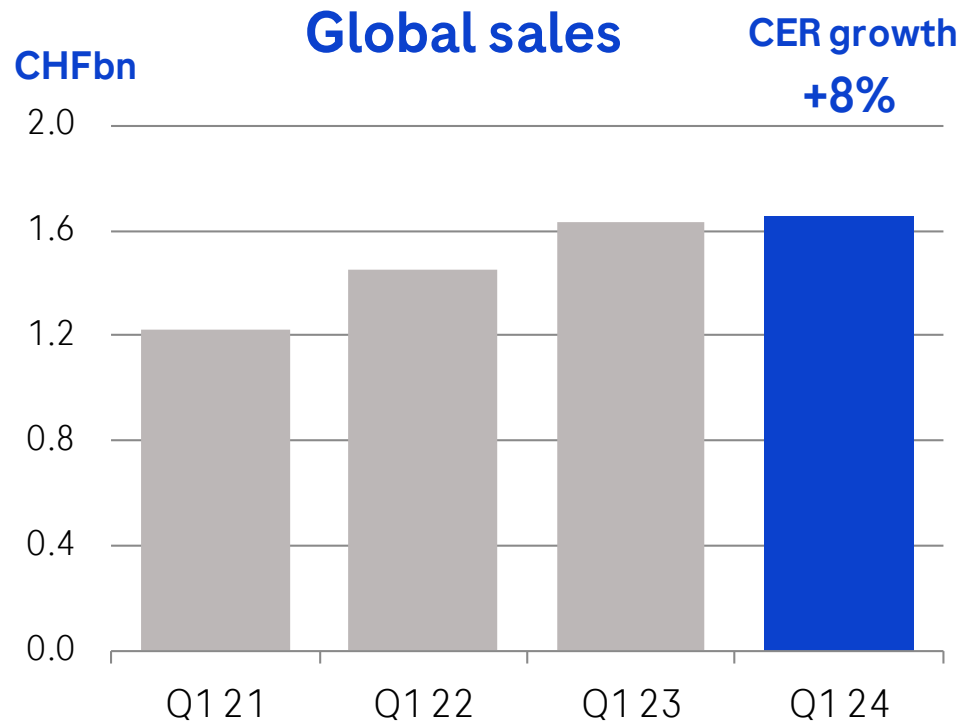
CER=Constant Exchange Rates; *over 500%; ¹ Q2-Q4/23 vs Q2-Q4/22 at CER avg. full year 2022; Q1/24 vs Q1/23 at CER avg. full year 2023

CER sales growth (%)

Quarterly development

	2023 vs. 2022				2024 vs. 2023
	Q1	Q2	Q3	Q4	Q1
Pharmaceuticals Division	9	7	11	-2	2
United States	7	8	11	5	5
Europe	5	5	9	3	11
Japan	18	8	1	-50	-45
International	13	6	17	16	12
Diagnostics Division	-28	-17	-5	4	2
Roche Group	-3	0	7	0	2

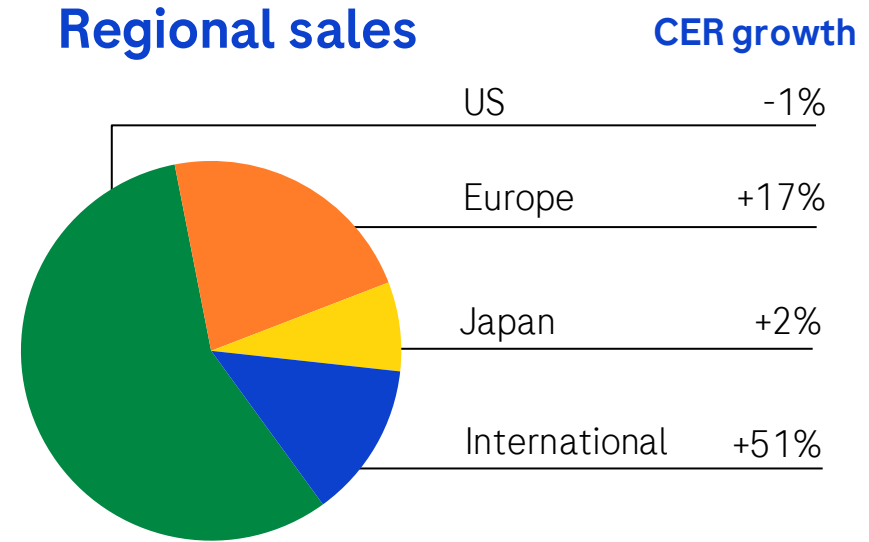
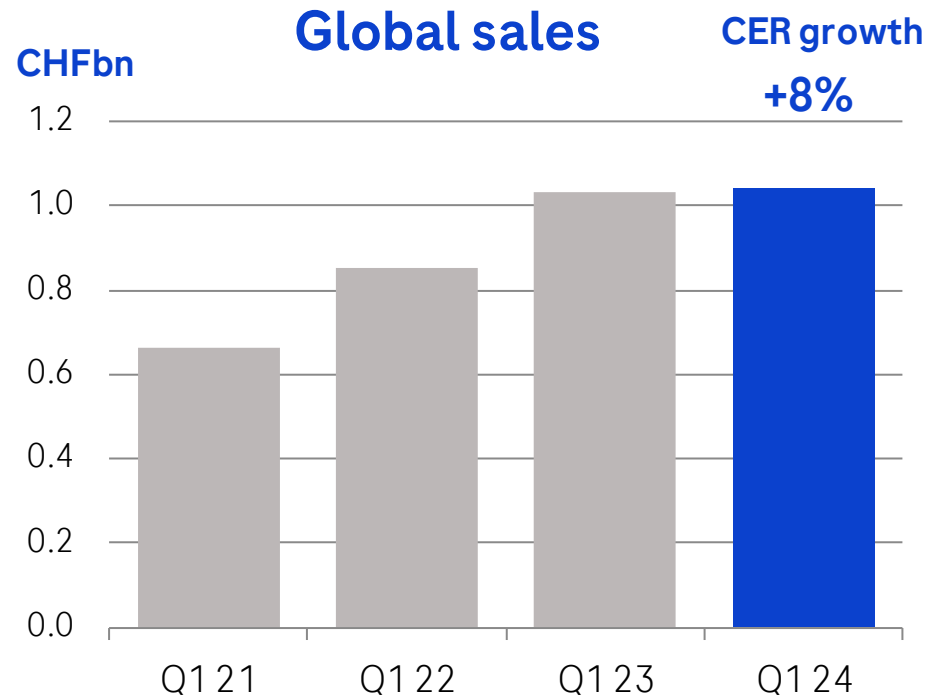
Ocrevus



Q1 2024 sales of CHF 1,658m

- US: Moving into earlier lines displacing orals; #1 in US for both dynamic and total share
- EU: Moving into earlier lines displacing orals; #1 in EU5 for both dynamic and total share

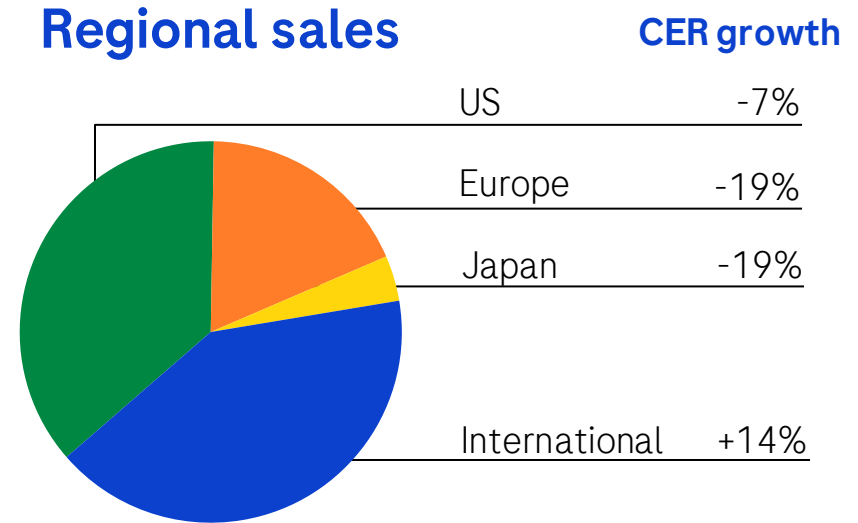
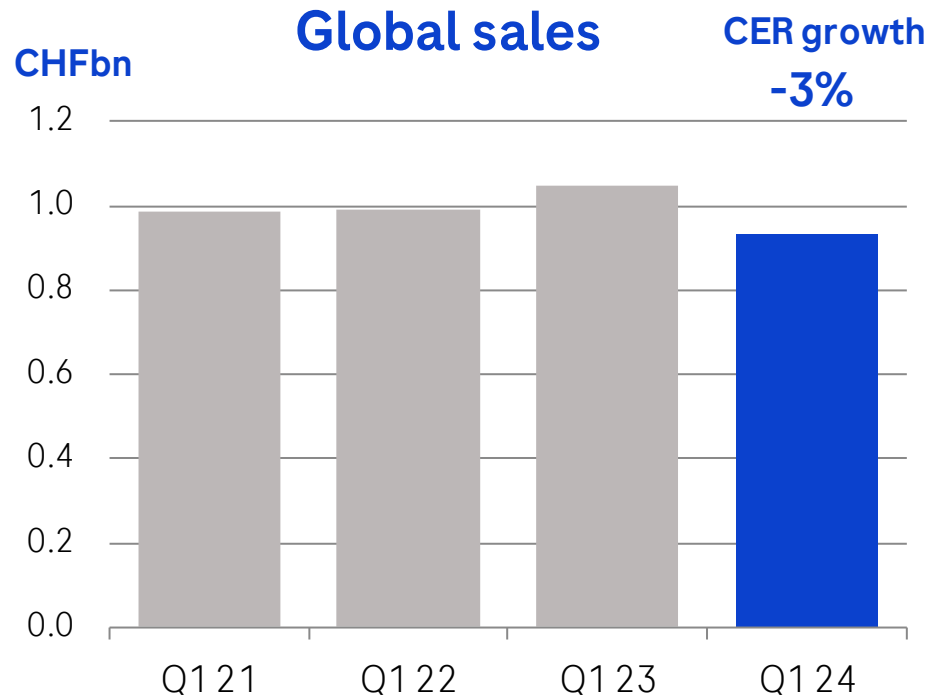
Hemlibra



Q1 2024 sales of CHF 1,040m

- US: Continued share gains in non-inhibitor patients
- EU: Continued share gains in non-inhibitor patients
- Japan: Continued uptake in non-inhibitor patients
- International: Accelerating momentum in all regions (LATAM, APAC, EEMEA)

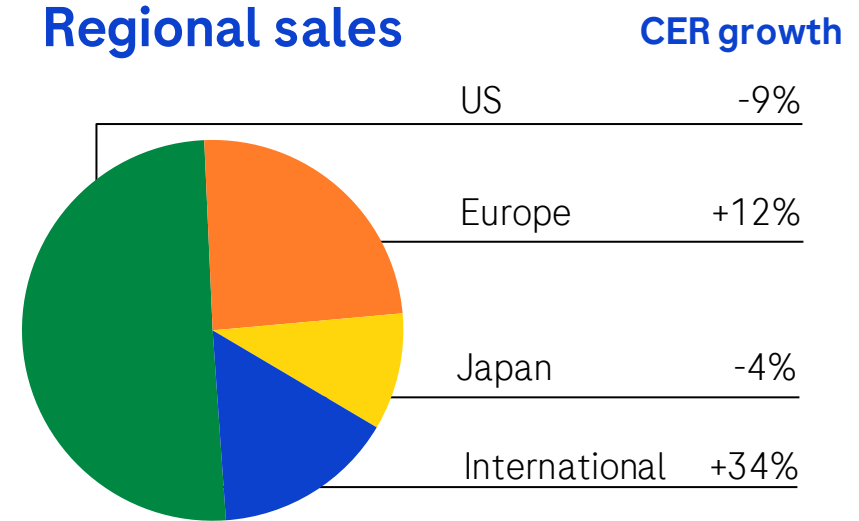
Perjeta



Q1 2024 sales of CHF 936m

- US: Increasing conversion to Phesgo
- EU: Conversion to Phesgo
- JP: Conversion to Phesgo
- International: Strong growth especially in LATAM and APAC

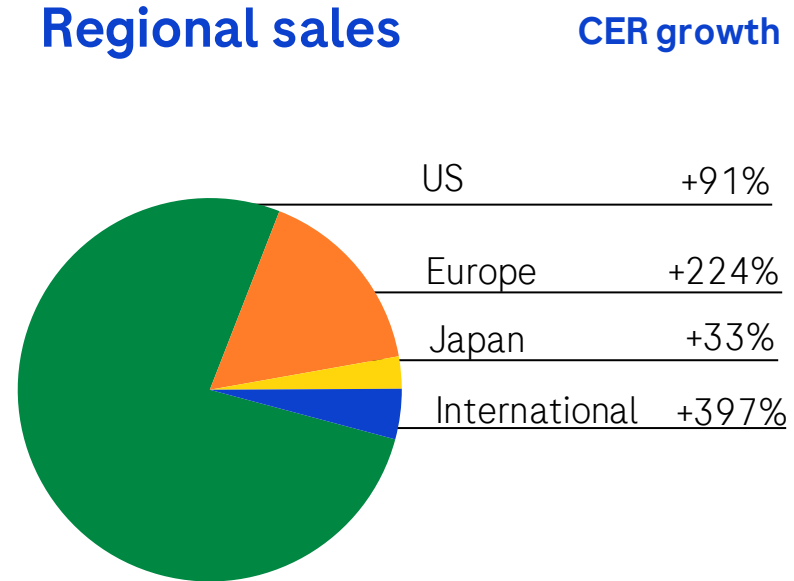
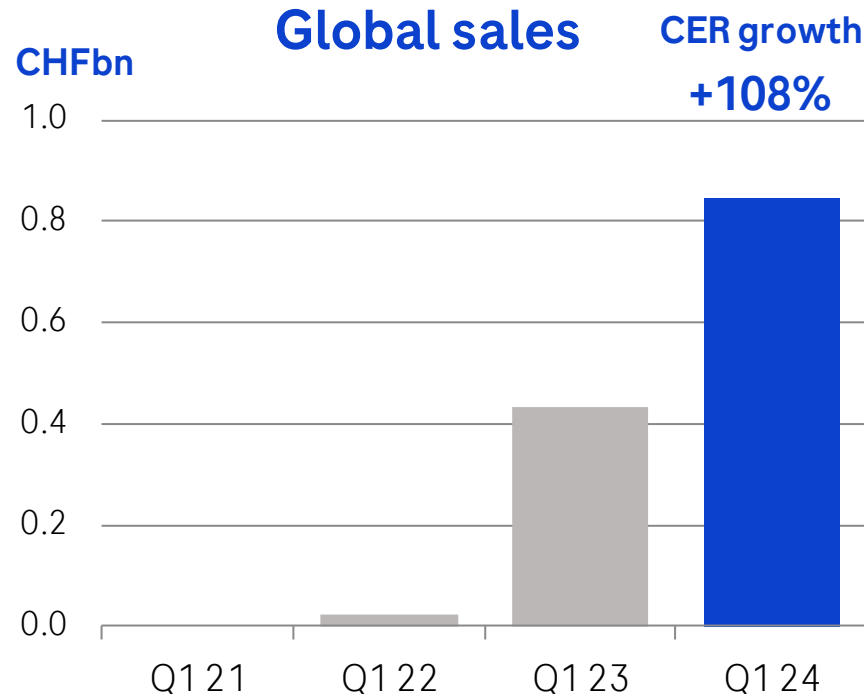
Tecentriq



Q1 2024 sales of CHF 865m

- US: 1L HCC nearing peak penetration; adj. NSCLC competitive pressure intensifying
- EU: Growth driven by adj NSCLC and 1L HCC
- International: Strong growth in all regions

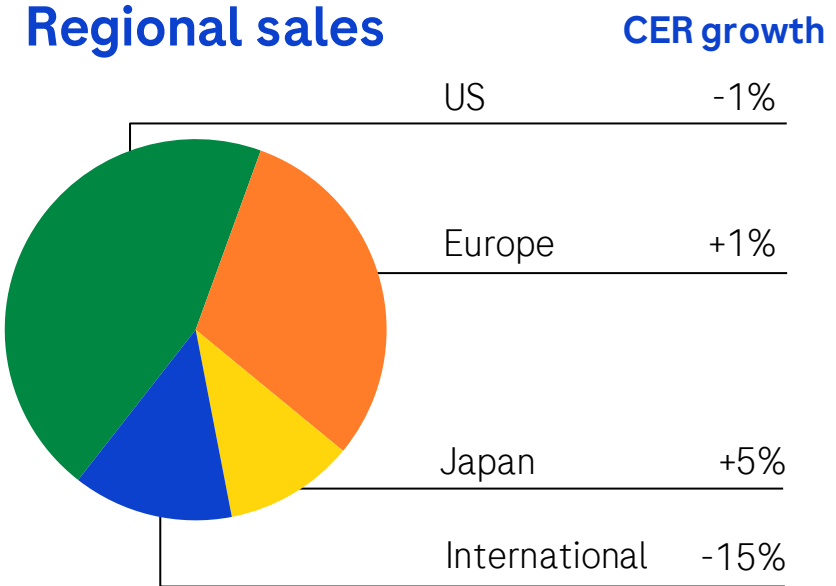
Vabysmo



Q1 2024 sales of CHF 847m

- US: Increasing penetration in naïve patients; strong momentum for RVO launch
- EU: Similar uptake dynamics in first launch countries as seen in the US
- Japan: Double-digit market share

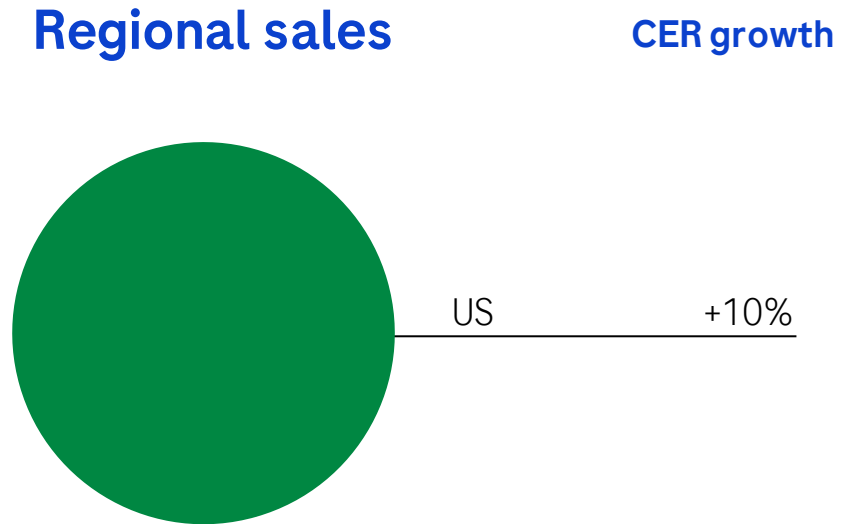
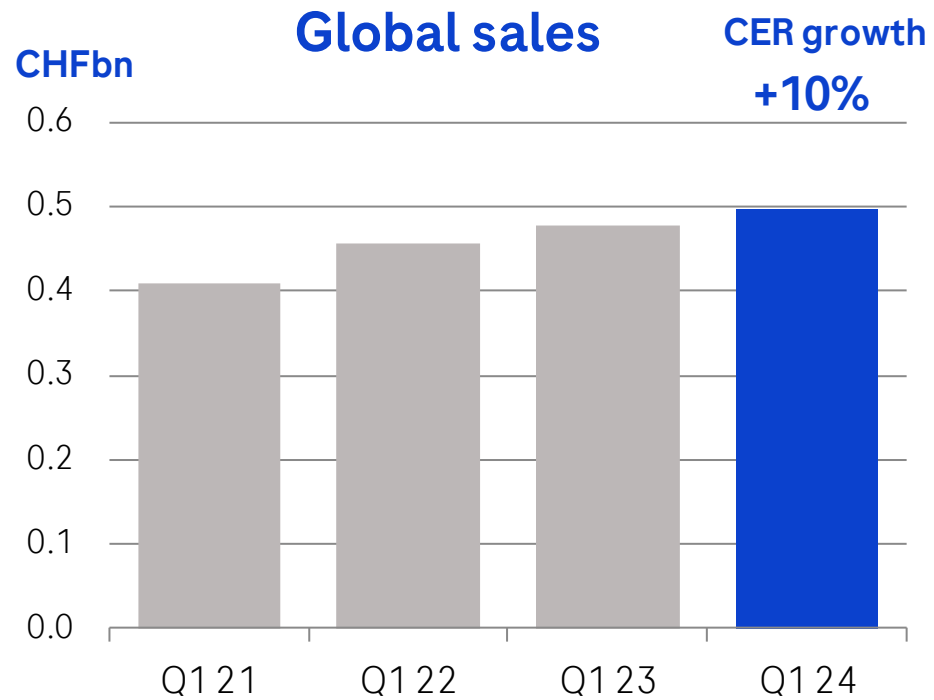
Actemra / RoActemra



Q1 2024 sales of CHF 618m

- US: Ongoing patient shift from Actemra IV to SC in RA
- EU: Stable sales despite first biosimilar launch

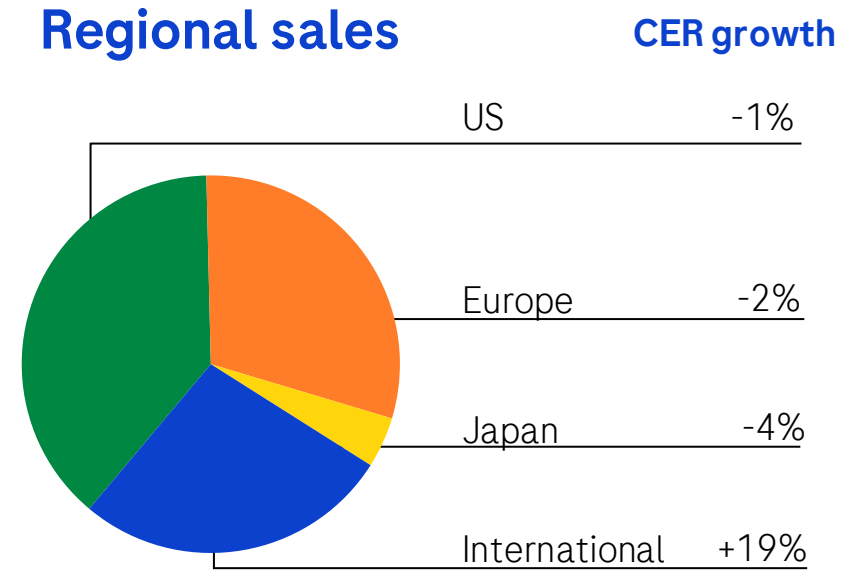
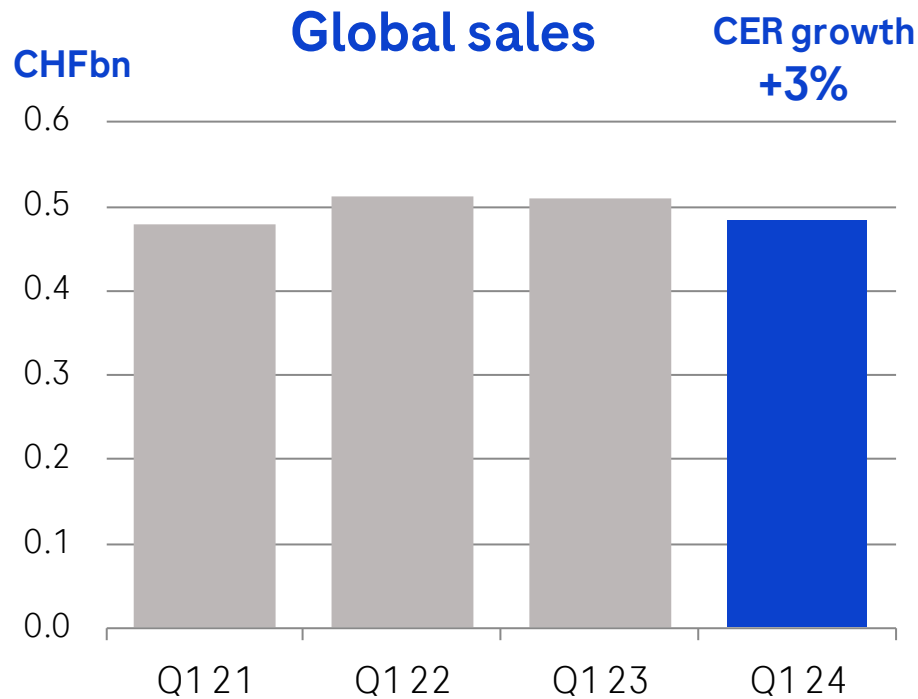
Xolair



Q1 2024 sales of CHF 496m

- US: Growth driven by uptake in CSU; Food allergy approval achieved

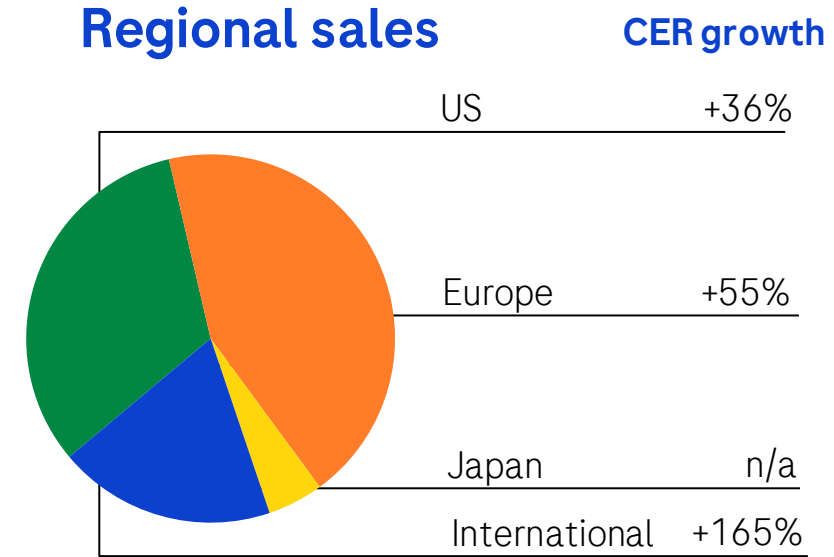
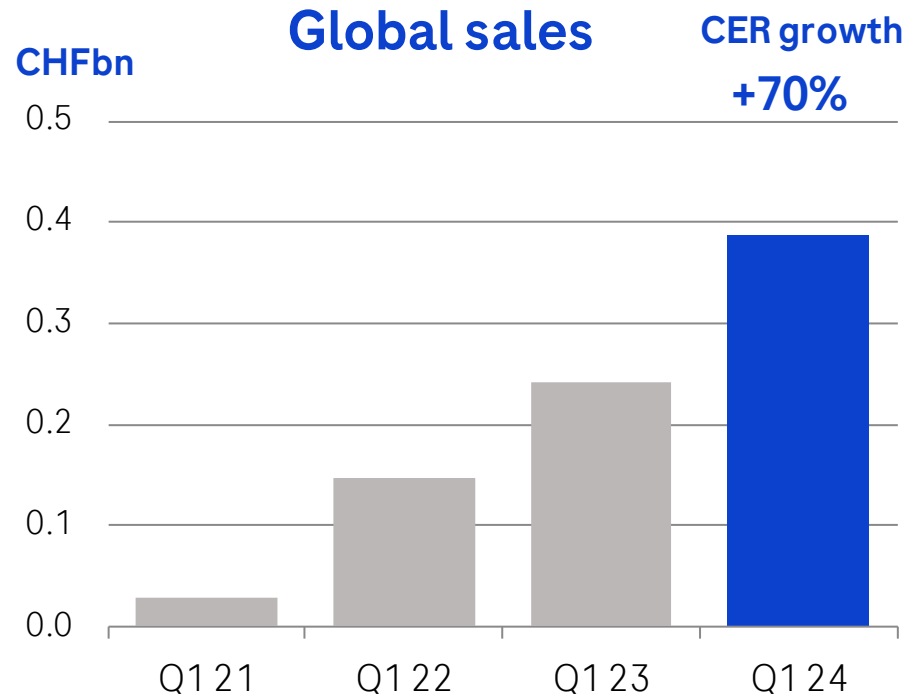
Kadcyla



Q1 2024 sales of CHF 483m

- US: Share decline in metastatic BC due to competition
- EU: Share decline in metastatic BC due to competition
- Japan: Share decline in metastatic BC due to competition
- International: Growth driven by uptake in eBC, especially in LATAM and APAC

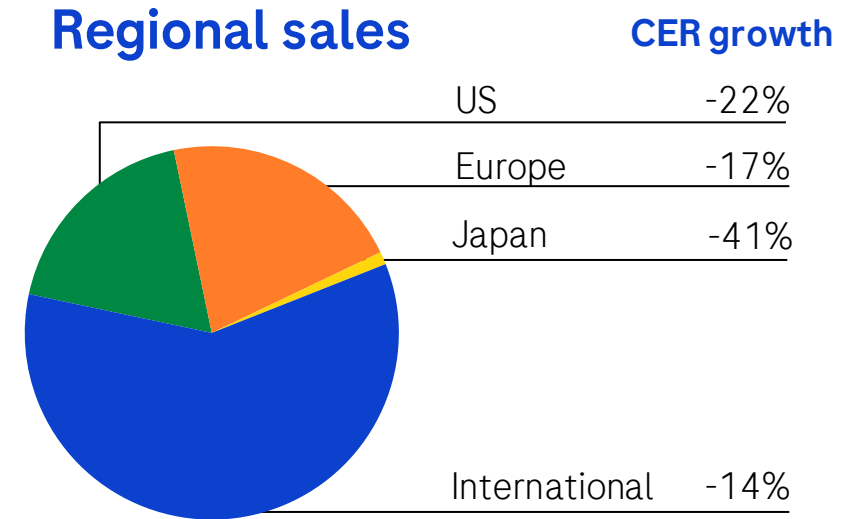
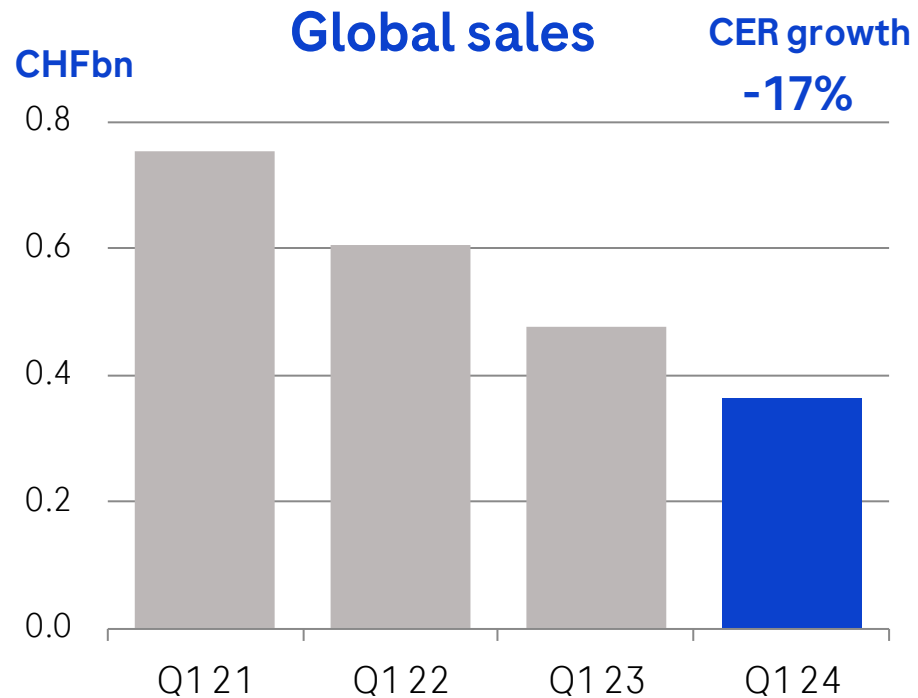
Phesgo



Q1 2024 sales of CHF 388m

- US: Strong growth driven by eBC, switching of patients from Perjeta+Herceptin to Phesgo
- EU: Strong growth in all regions, mainly EU5
- International: Strong uptake in all regions

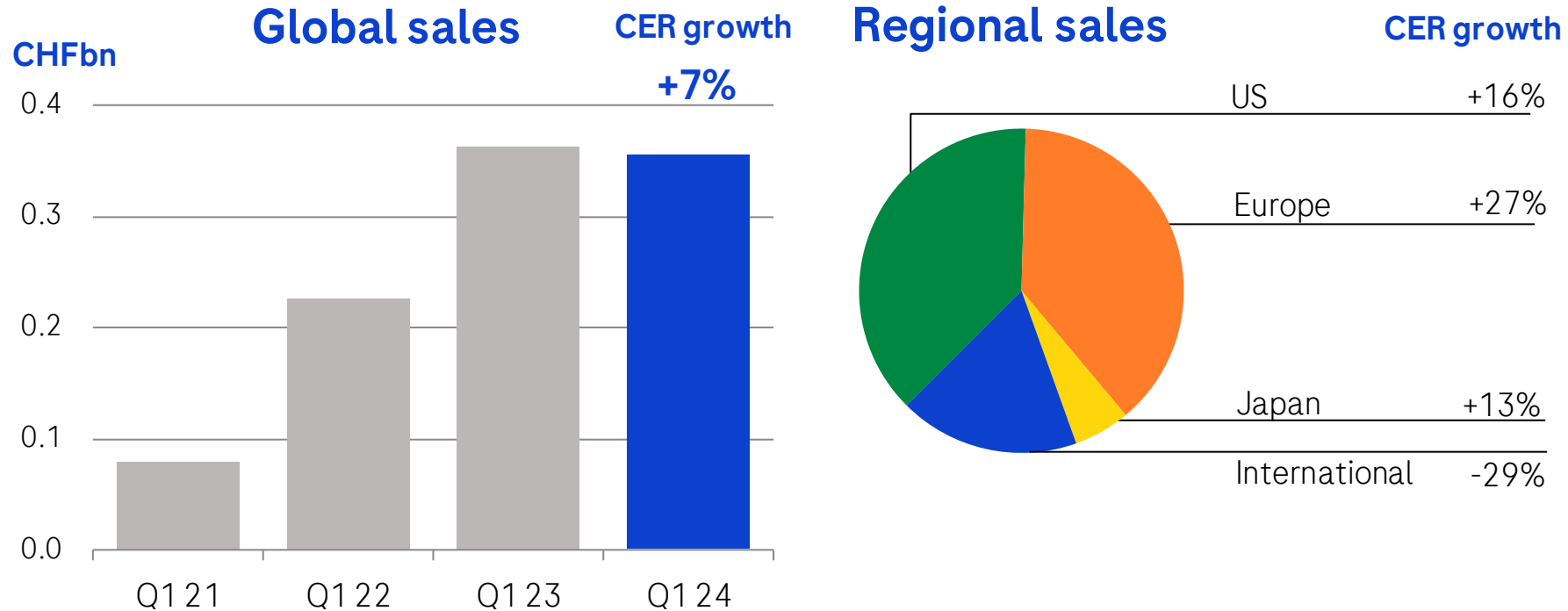
Herceptin



Q1 2024 sales of CHF 364m

- US: Biosimilar erosion slowing; Switching of patients with residual disease to Kadcylla; Conversion to Phesgo
- EU: Biosimilar erosion slowing; Switching of patients with residual disease to Kadcylla; Conversion to Phesgo
- Japan: Decline due to biosimilars; Conversion to Phesgo
- International: Decline due to biosimilars; Conversion to Phesgo

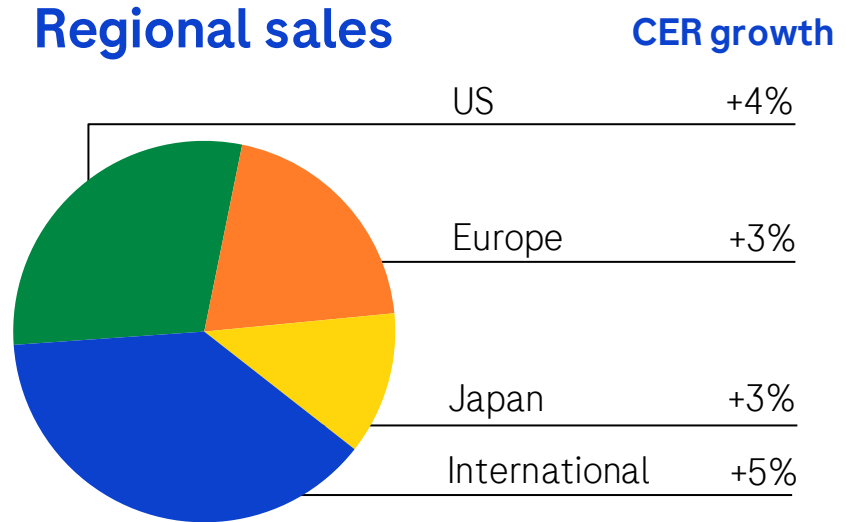
Evrysdi



Q1 2024 sales of CHF 356m

- US: Strong uptake across all patient segments; including treatment-naïve patients; leading market share with >25%
- EU: Continued strong growth and share gains, especially in Germany, UK and France
- Japan: Market leading position with >60%
- International: Strong growth in all regions, impacted by tender in Russia

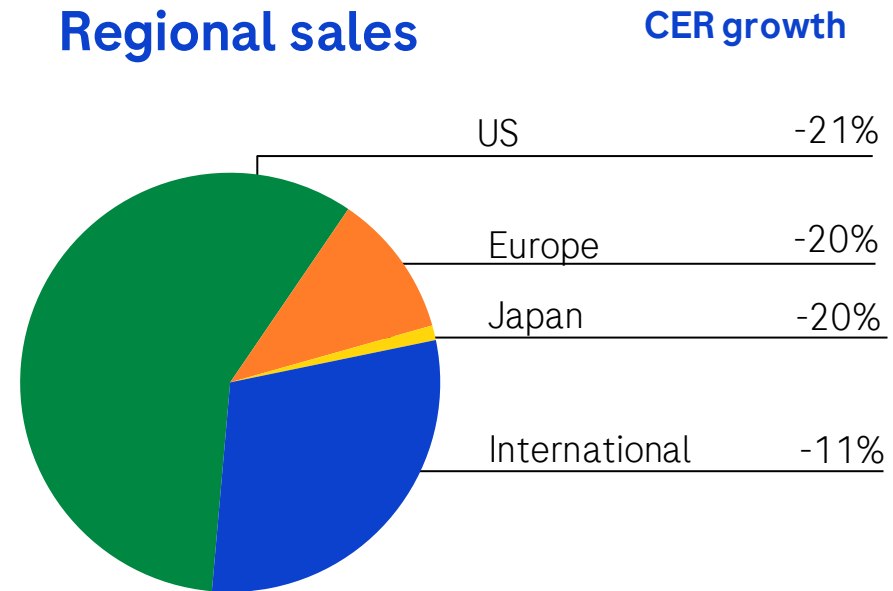
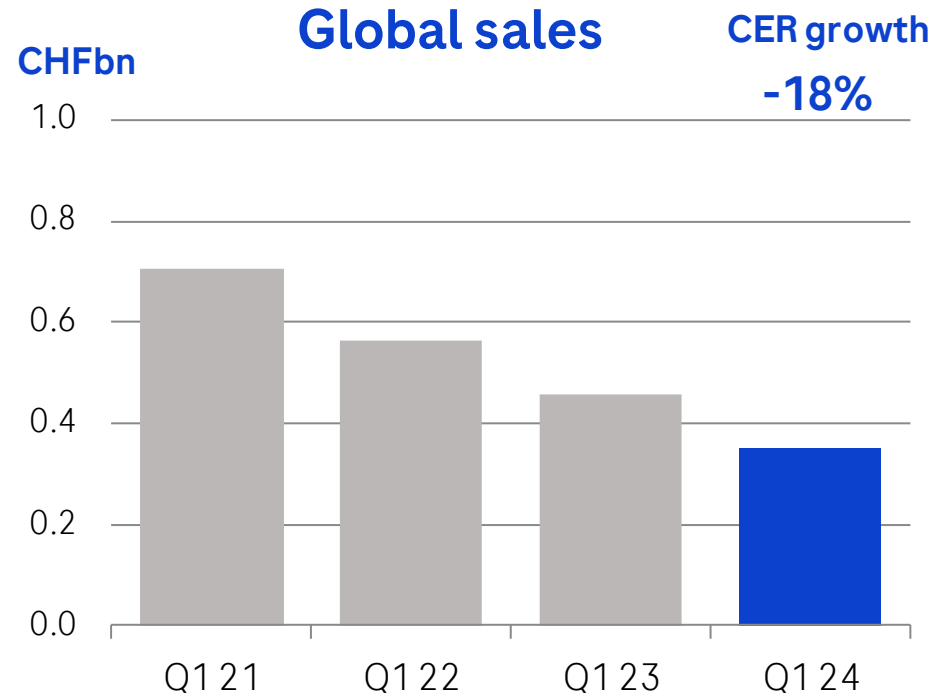
Alecensa



Q1 2024 sales of CHF 355m

- US: Market leadership in 1L ALK+ NSCLC is maintained
- EU: Market leadership in 1L ALK+ NSCLC is maintained
- Japan: Market leadership in 1L ALK+ NSCLC is maintained
- International: Strong growth across region, especially in LATAM and APAC

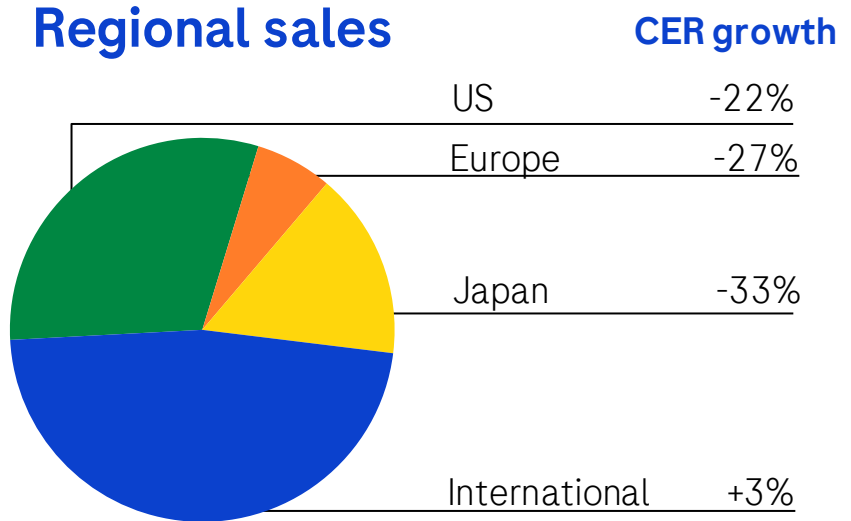
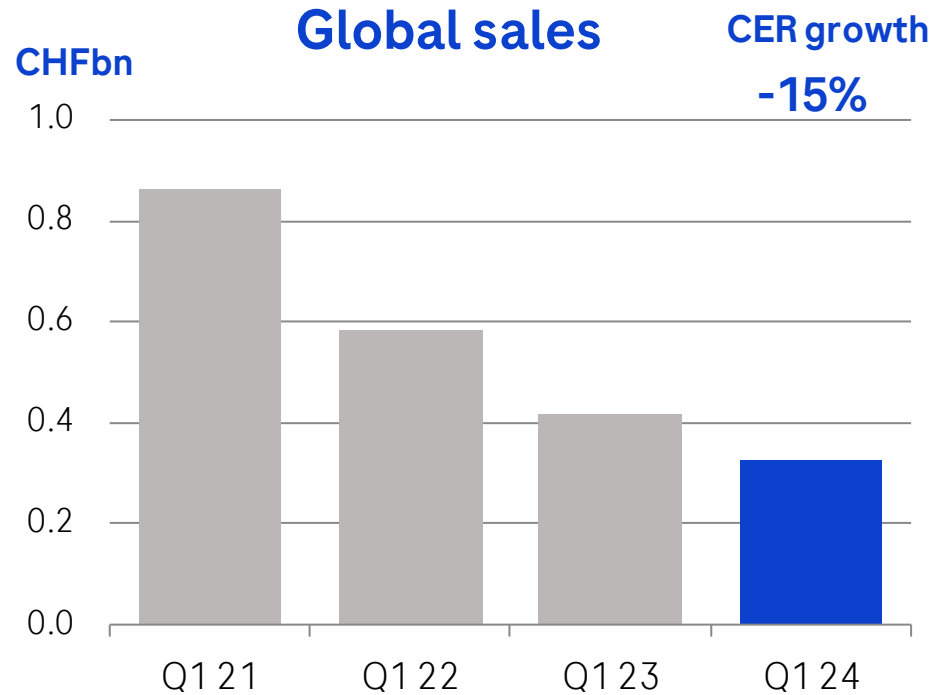
Rituxan / Mabthera



Q1 2024 sales of CHF 351m

- US: Biosimilar erosion slowing
- EU: Biosimilar erosion bottoms out
- Japan: Biosimilar erosion slowing
- International: Biosimilar erosion slowing

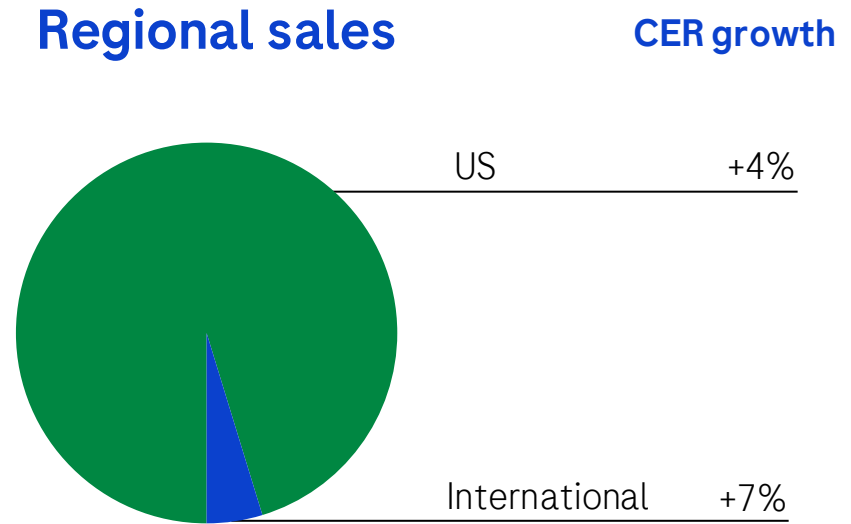
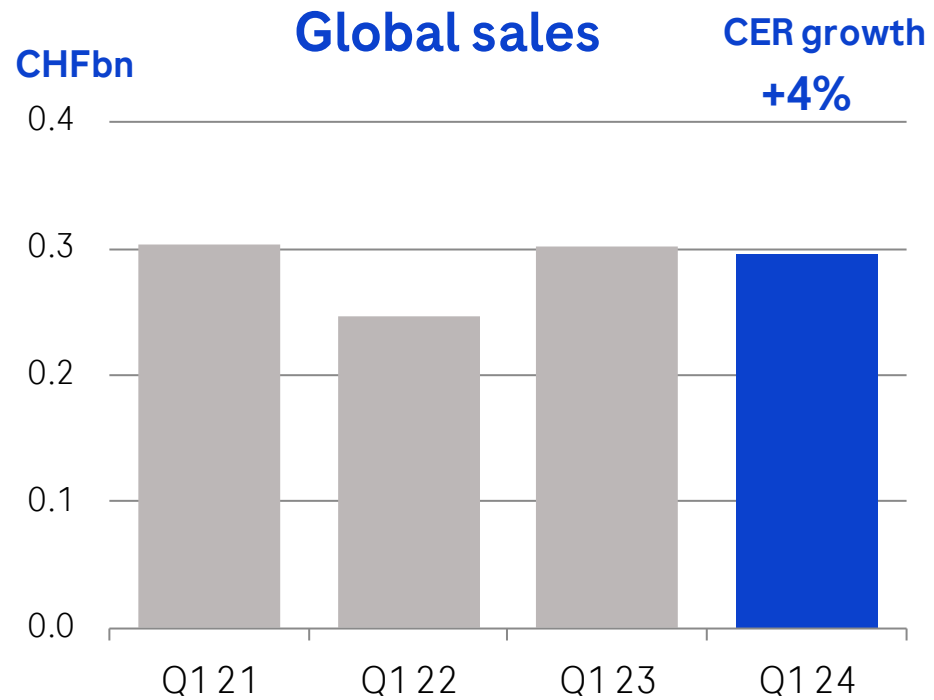
Avastin



Q1 2024 sales of CHF 324m

- US: Biosimilar erosion slowing
- EU: Biosimilar erosion slowing
- Japan: Ongoing biosimilar erosion
- International: Biosimilar erosion slowing

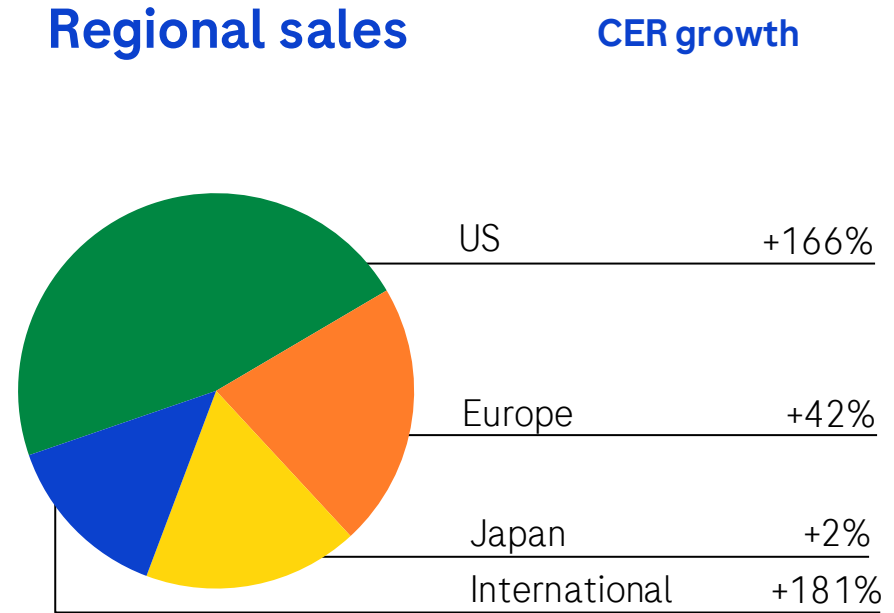
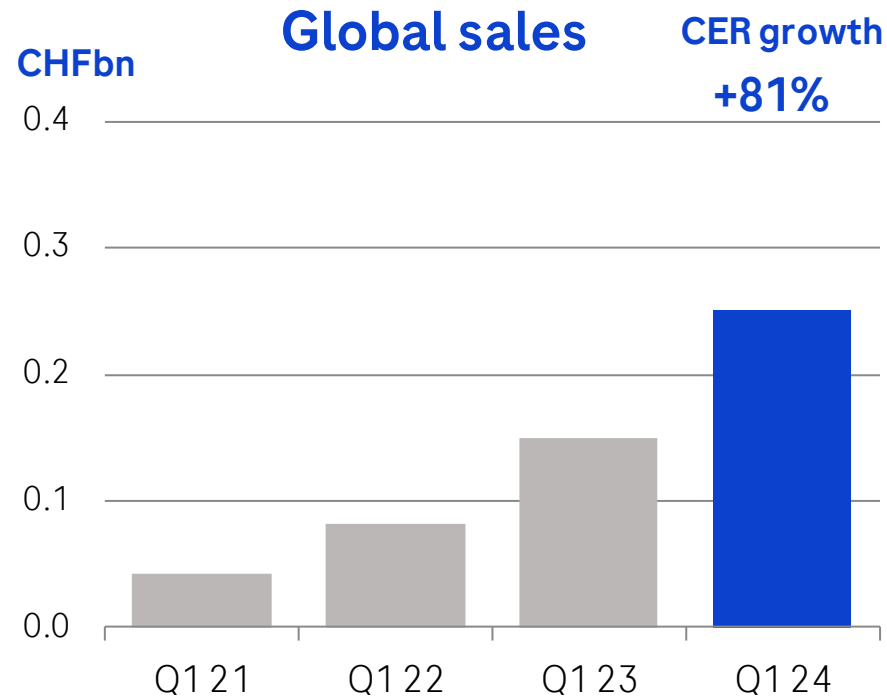
TNKase / Activase



Q1 2024 sales of CHF 296m

- Spontaneous TNKase use in AIS early time window

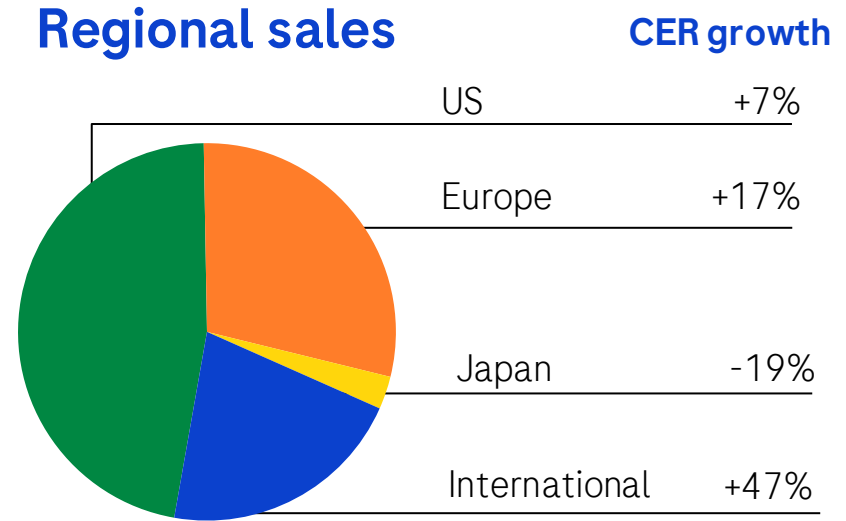
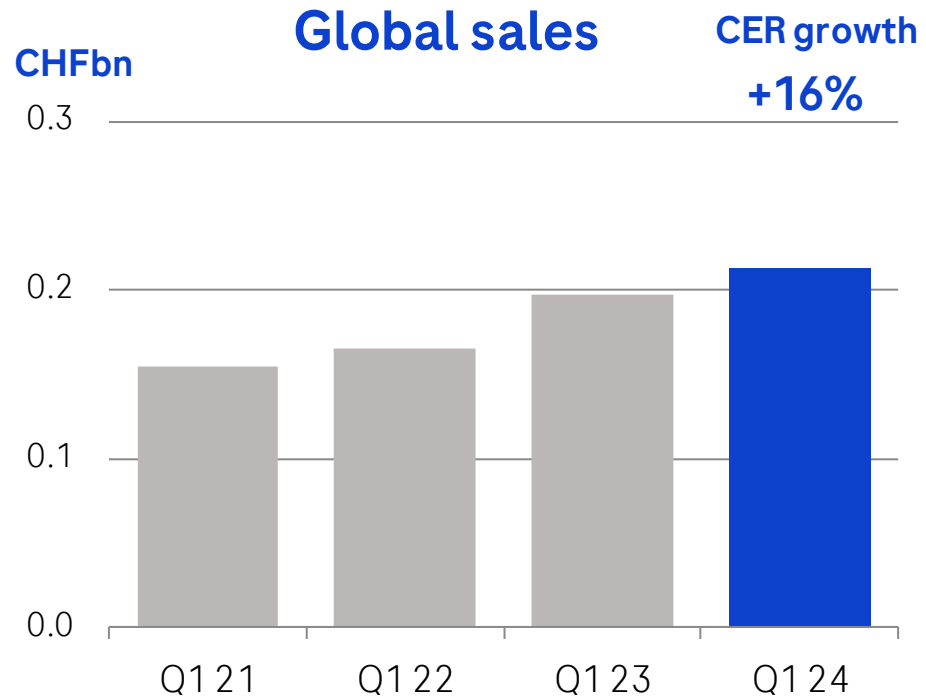
Polivy



Q1 2024 sales of CHF 250m

- US: Strong growth following approval in 1L DLBCL
- EU: Strong growth following approval in 1L DLBCL
- Japan: Strong growth following approval in 1L DLBCL; sales impacted by price decrease
- International: Strong growth following approval in 1L DLBCL

Gazyva



Q1 2024 sales of CHF 213m

- US: Strong growth driven by combination therapies in 1L CLL
- EU: Strong growth driven by combination therapies in 1L CLL
- International: Continued growth in all key markets

Roche Group development pipeline

Marketed products development programmes

Roche Pharma global development programmes

Roche Pharma research and early development (pRED)

Genentech research and early development (gRED)

Spark

Pharma sales appendix

Diagnostics sales appendix

Foreign exchange rates information

Q1 2024: Diagnostics Division CER growth

By Region and Customer Area (vs. 2023)

	Reported									
	Global		EMEA		North America		Asia-Pacific		Latin America	
	CHFm	% CER	CHFm	% CER	CHFm	% CER	CHFm	% CER	CHFm	% CER
Core Lab	1,925	9	698	12	348	9	730	5	149	9
Molecular Lab ²	620	-3	171	-7	331	1	95	-11	23	40
Point of Care	273	-26	86	-13	128	-33	49	-29	10	-12
Pathology Lab	363	19	88	15	204	21	63	15	8	33
Diabetes Care	297	-12	145	-22	44	-17	55	-4	53	26
Diagnostics Division	3,478	2	1,188	2	1,055	-1	992	1	243	14

	Restatement									
	Global		EMEA		North America		Asia-Pacific		Latin America	
	CHFm	% CER	CHFm	% CER	CHFm	% CER	CHFm	% CER	CHFm	% CER
Core Lab	1,925	9	698	12	348	9	730	5	149	9
Molecular Lab ²	620	-3	171	-7	331	1	95	-11	23	40
Near Patient Care ¹	570	-20	231	-19	172	-30	104	-18	63	18
Pathology Lab	363	19	88	15	204	21	63	15	8	33
Diabetes Care	0	0	0	0	0	0	0	0	0	0
Diagnostics Division	3,478	2	1,188	2	1,055	-1	992	1	243	14

CER=Constant Exchange Rates; EMEA=Europe, Middle East and Africa ; ¹ Sales in the Near Patient Care customer area include sales from Point of Care and Diabetes Care, previously shown as a separate customer area. The comparative information for 2023 has been updated accordingly. In Q1 23 Point of Care sales = 397mCHF, Q2 23=238mCHF, Q3 23=230mCHF, Q4 23=514mCHF. In Q1 23 Diabetes Care sales = 376mCHF, Q2 23=347mCHF, Q3 23=314mCHF, Q4 23=330mCHF; ² FMI Sales included in Molecular Lab; Totals may include differences due to rounding

Q1 2024: Diagnostics Division quarterly sales and CER growth¹

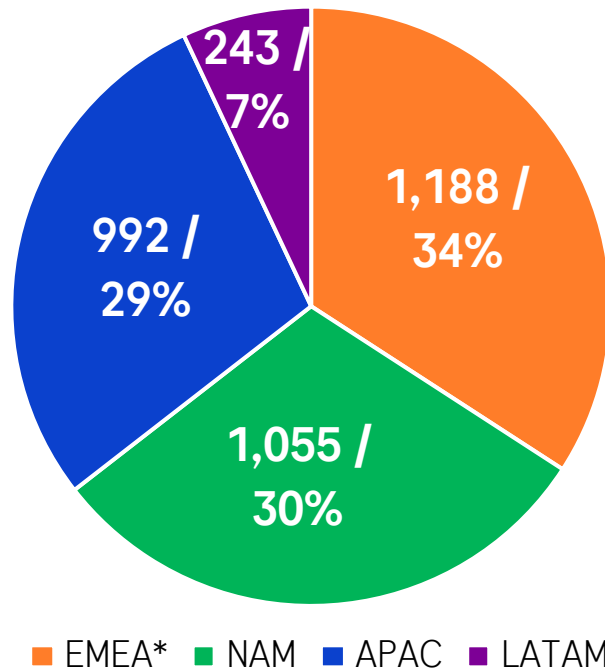
	Reported					Restatement														
	Q1 23		Q2 23		Q3 23		Q4 23		Q1 24		Q1 23		Q2 23		Q3 23		Q4 23		Q1 24	
	CHFm	% CER	CHFm	% CER	CHFm	% CER	CHFm	% CER	CHFm	% CER	CHFm	% CER	CHFm	% CER	CHFm	% CER	CHFm	% CER	CHFm	% CER
Core Lab	1,928	7	2,007	12	1,901	8	1,914	9	1,925	9	1,928	7	2,007	12	1,901	8	1,914	9	1,925	9
Molecular Lab ³	683	-44	605	-24	609	-22	670	-11	620	-3	683	-44	605	-24	609	-22	670	-11	620	-3
Point of Care	397	-72	238	-77	230	-48	514	10	273	-26	774	-57	584	-58	544	-30	844	7	570	-20
Pathology Lab	329	7	358	17	359	22	342	10	363	19	329	7	358	17	359	22	342	10	363	19
Diabetes Care	376	-5	347	-6	314	-7	330	3	297	-12	0	0	0	0	0	0	0	0	0	0
Diagnostics Division	3,714	-28	3,554	-17	3,413	-5	3,770	4	3,478	2	3,714	-28	3,554	-17	3,413	-5	3,770	4	3,478	2

CER=Constant Exchange Rates; ¹ versus same period of prior year; ² Sales in the Near Patient Care customer area include sales from Point of Care and Diabetes Care, previously shown as a separate customer area. The comparative information for 2023 has been updated accordingly. In Q1 23 Point of Care sales = 397mCHF, Q2 23=238mCHF, Q3 23=230mCHF, Q4 23=514mCHF. In Q1 23 Diabetes Care sales = 376mCHF, Q2 23=347mCHF, Q3 23=314mCHF, Q4 23=330mCHF; ³ FMI Sales included in Molecular Lab; Totals may include differences due to rounding

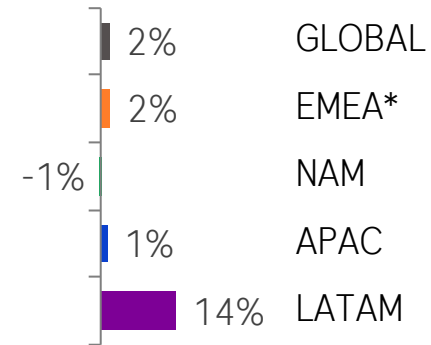
Q1 2024: Diagnostics Division regional sales

Base business growing in all regions

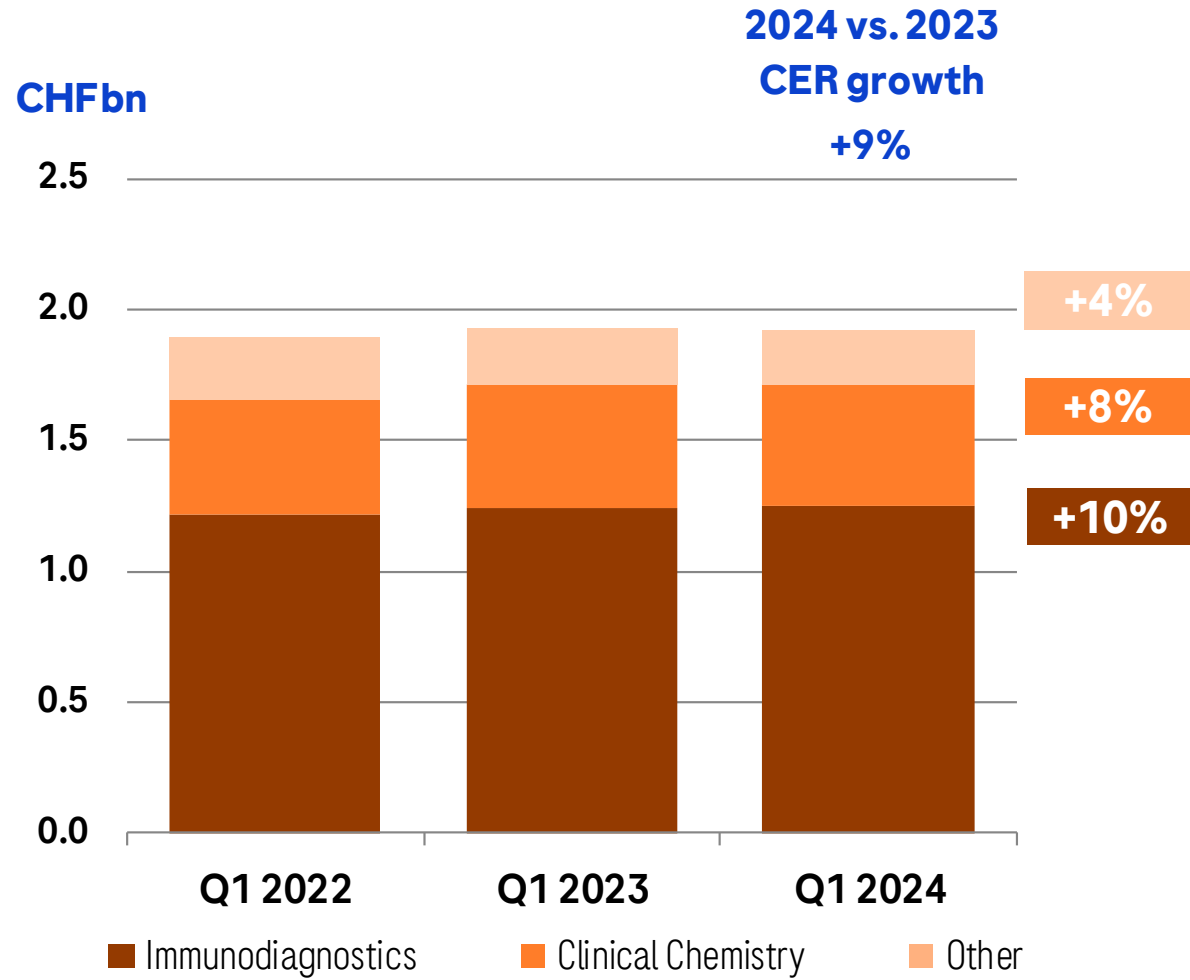
Sales YTD CHFm & % of total sales
Total YTD Sales = 3,478



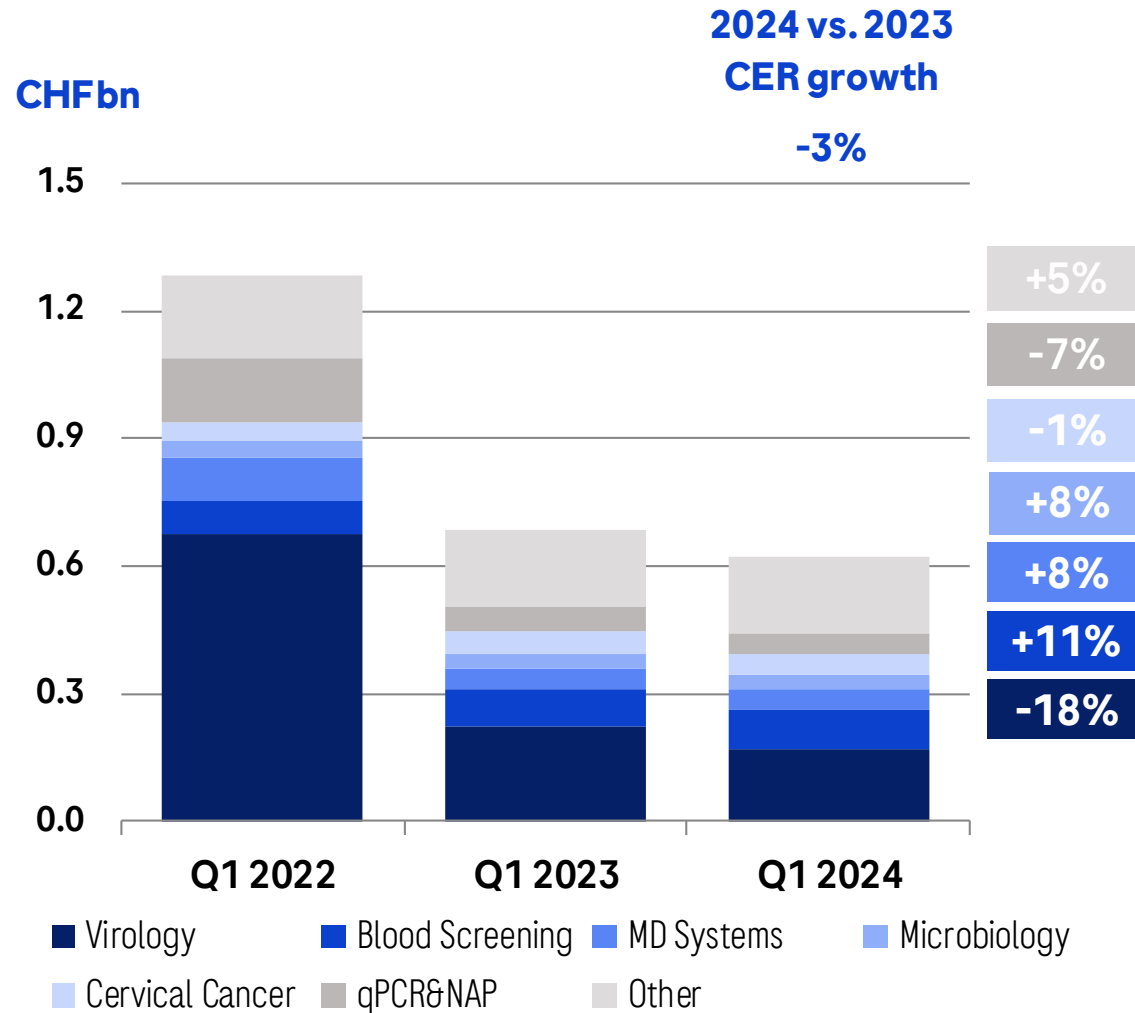
Sales growth at CER
Diagnostics Division



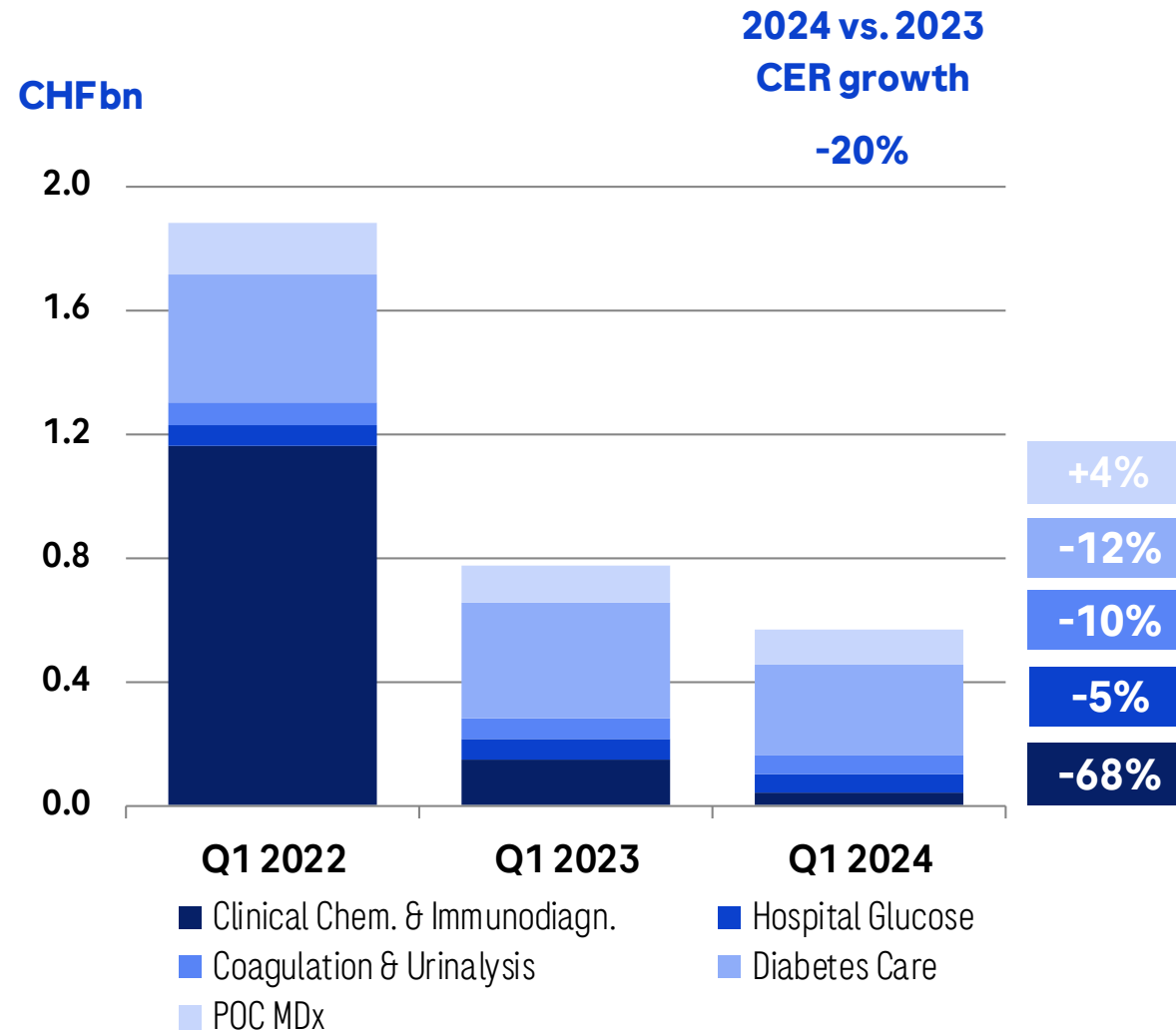
Core Lab



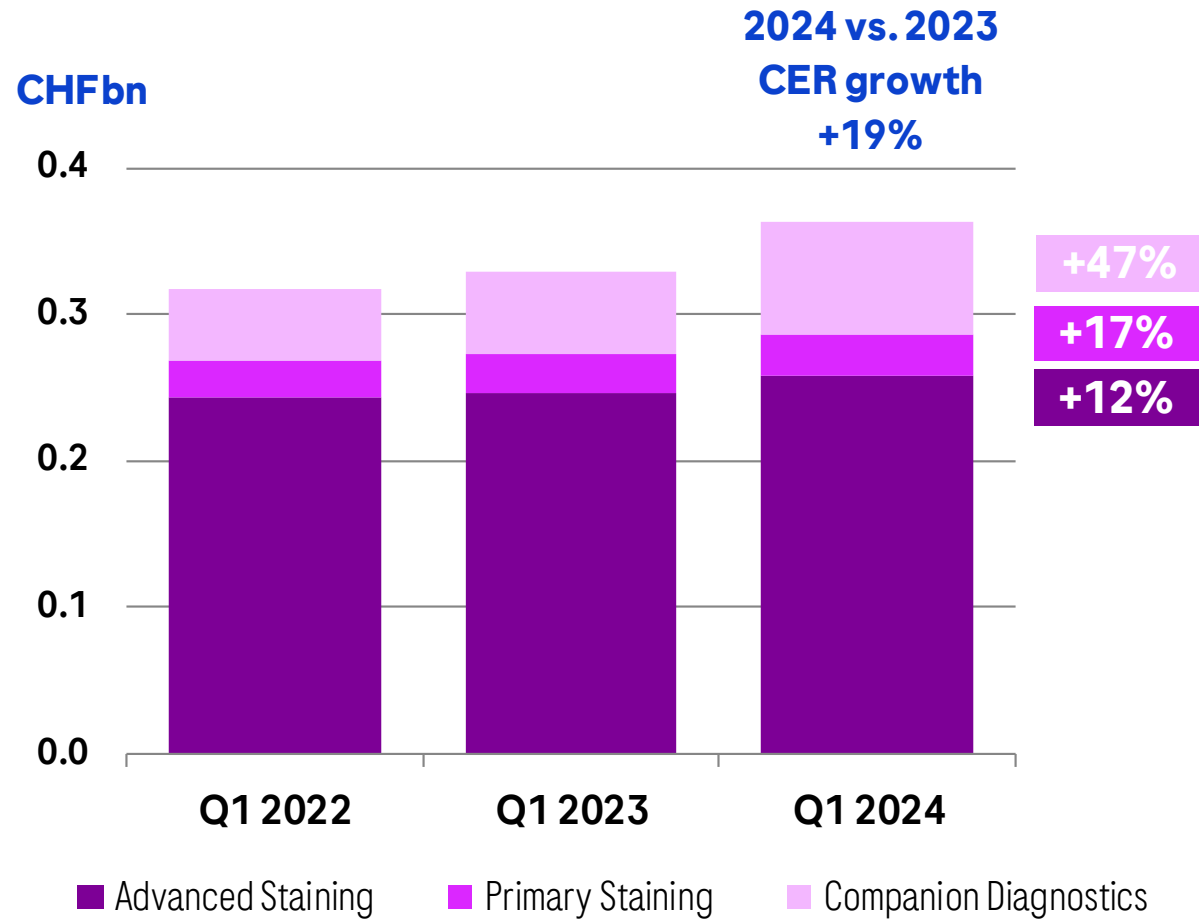
Molecular Lab



Near Patient Care



Pathology Lab



Roche Group development pipeline

Marketed products development programmes

Roche Pharma global development programmes

Roche Pharma research and early development (pRED)

Genentech research and early development (gRED)

Spark

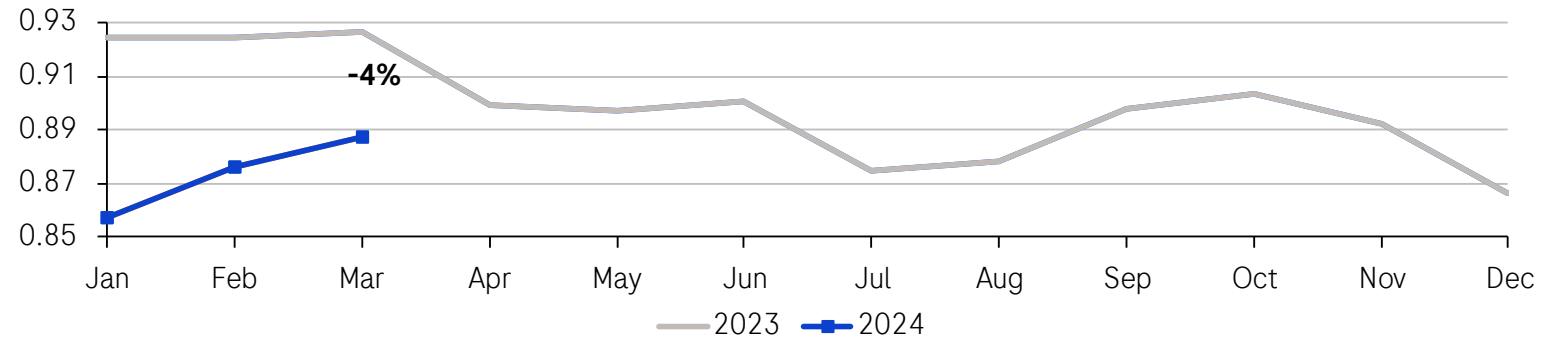
Pharma sales appendix

Diagnostics sales appendix

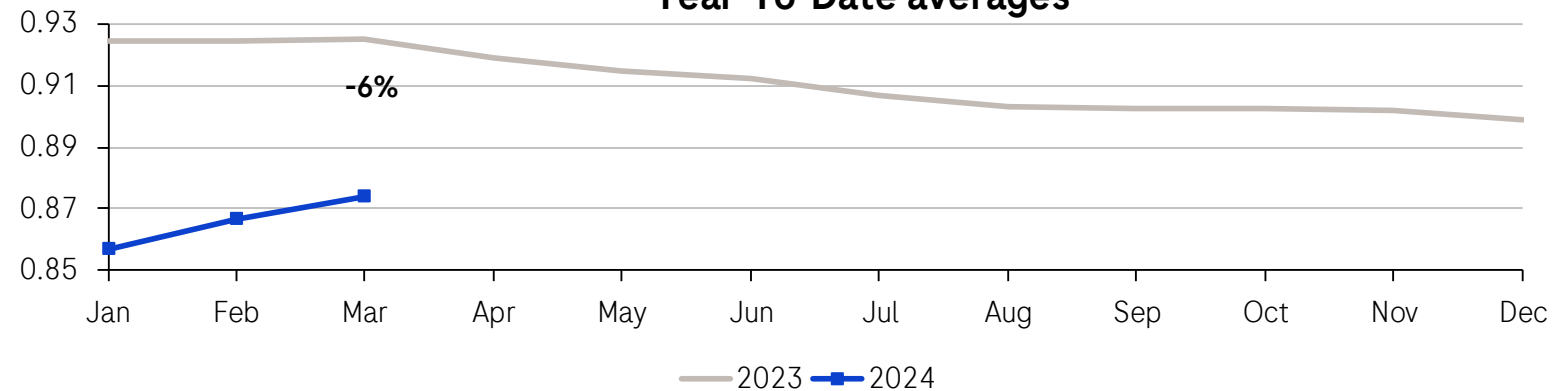
Foreign exchange rates information

CHF/USD

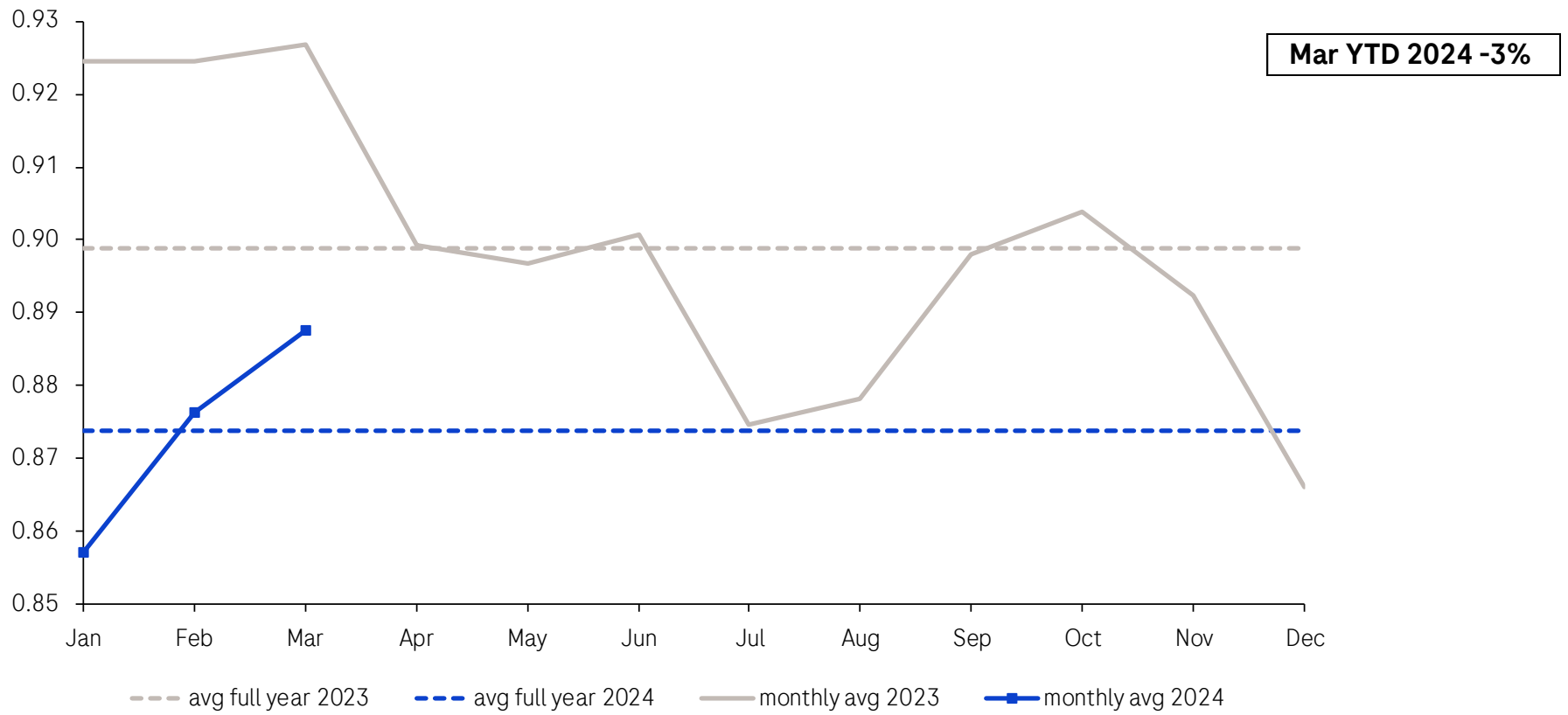
Monthly averages



Year-To-Date averages

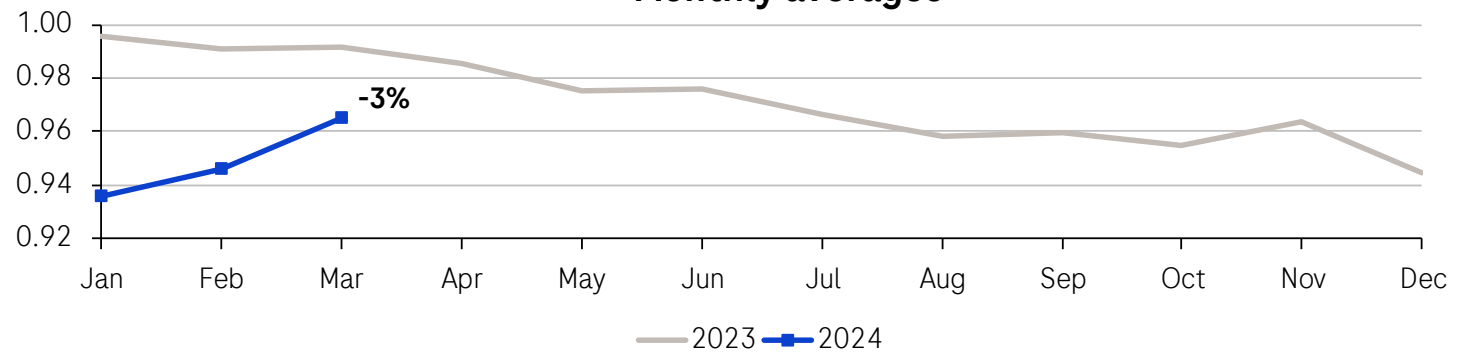


CHF/USD

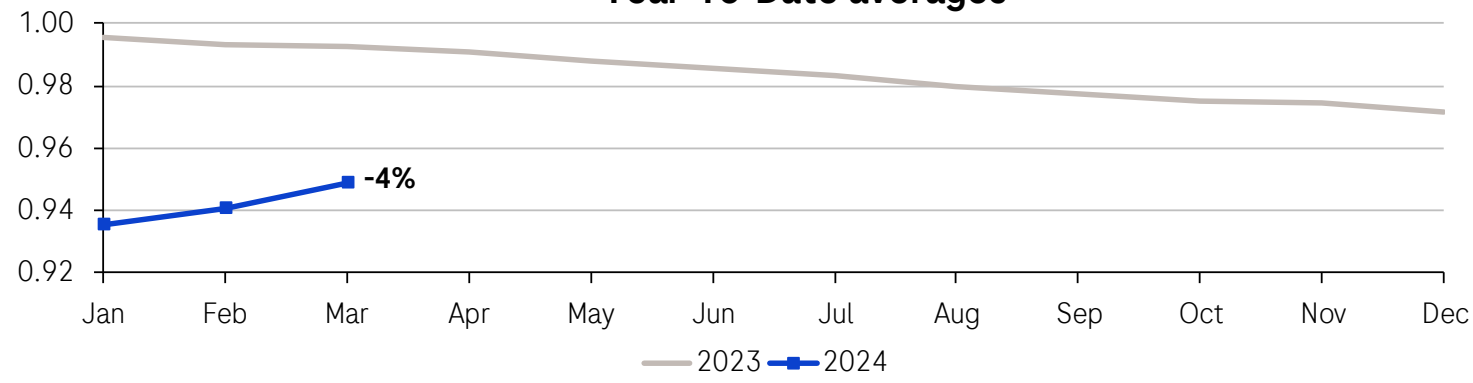


CHF/EUR

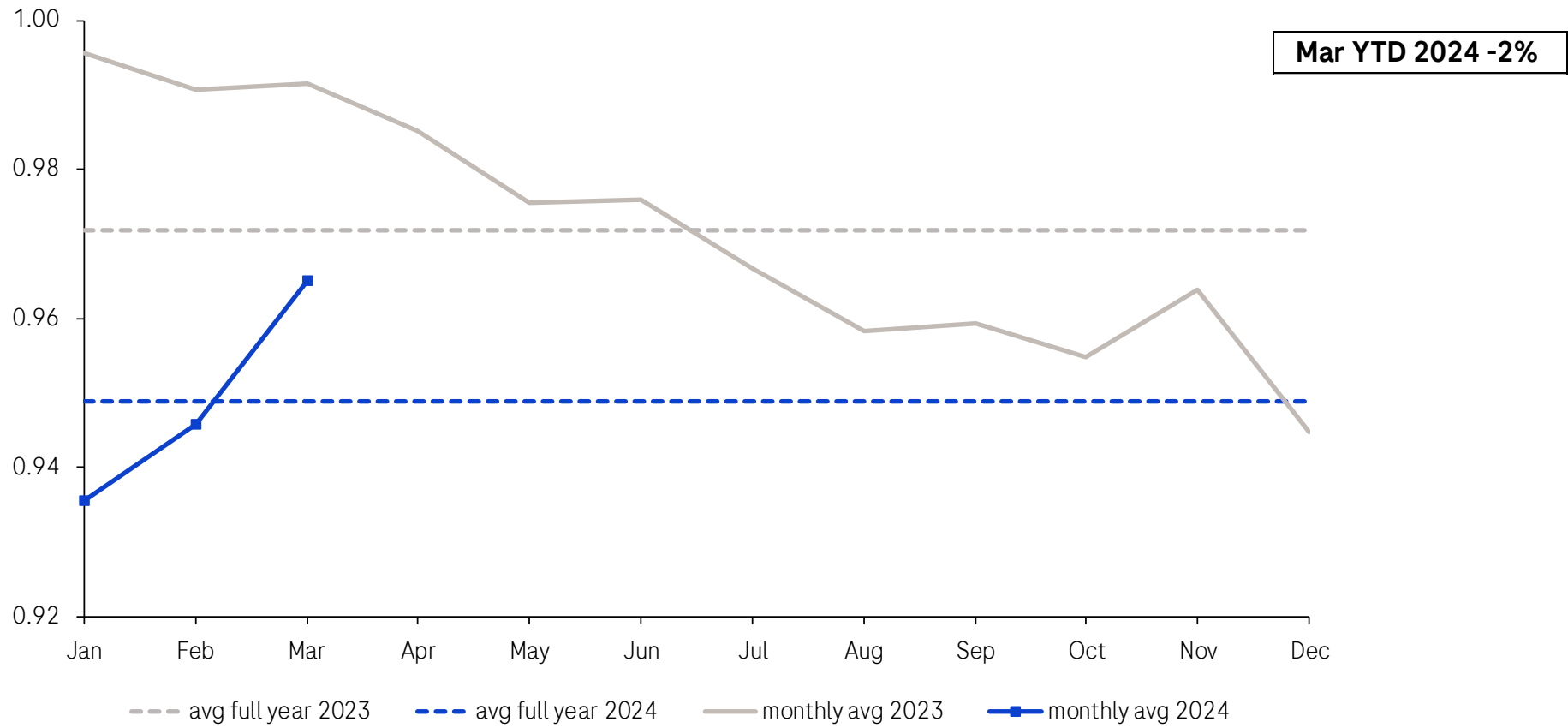
Monthly averages



Year-To-Date averages



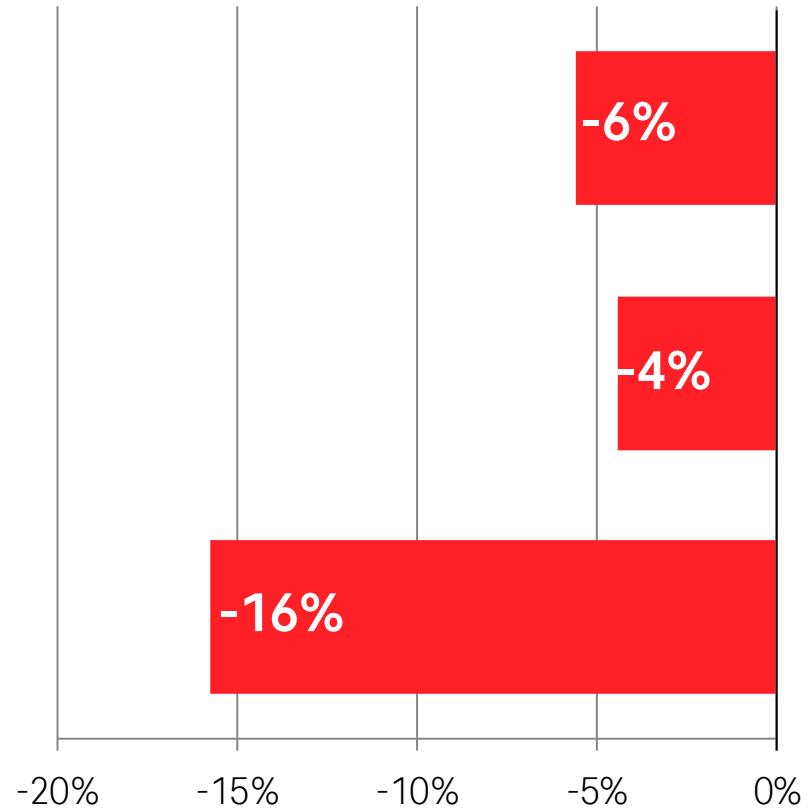
CHF/EUR



Average CHF Exchange Rates

	Mar YTD 2024	Mar YTD 2023
USD	0.87	0.93
EUR	0.95	0.99
JPY	0.59	0.70

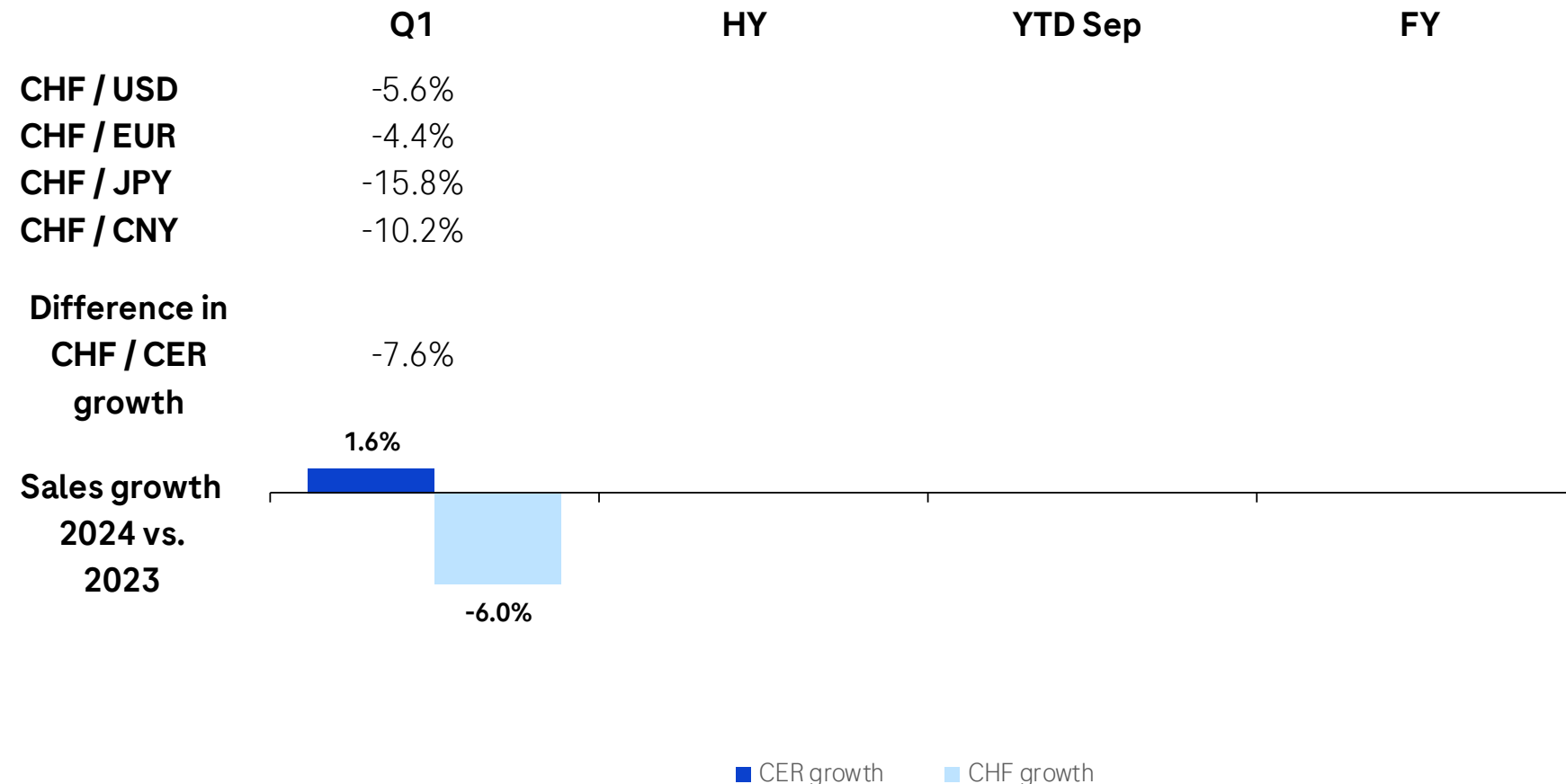
Mar YTD 2024 vs. Mar YTD 2023



Exchange rate impact on sales growth

Q1 2024: negative impact driven by the USD, JPY, CNY and EUR

Development of average exchange rates versus prior year period



Doing now what patients need next